














2012-2019 20 AREAS - AR - 10 Octobre 2021

2012 to 2019  

Agricultural and Biological Sciences AR


Year range: 2012 to 2019 · Data source: Scopus, up to 29 Sep 2021 ·

Entity		2012	2013	2014	2015	2016	2017
 Agricultural and Biological Sciences (miscellaneous)		15.0	11.9	11.8	13.7	11.9	9.1
 Agronomy and Crop Science		18.0	17.2	14.9	14.0	11.8	9.6
 Animal Science and Zoology		14.2	13.5	12.1	10.5	8.9	7.4
 Aquatic Science		21.7	19.2	17.6	15.8	13.4	10.6
 Ecology, Evolution, Behavior and Systematics		25.3	23.3	19.7	16.8	14.1	10.8
 Food Science		23.8	20.6	19.2	18.4	16.3	13.4
 Forestry		22.3	18.4	17.2	15.5	12.8	10.3
 General Agricultural and Biological Sciences		28.1	25.3	21.0	17.7	14.4	11.5
 Horticulture		13.7	12.2	11.1	10.7	9.5	7.4
 Insect Science		18.8	17.4	15.3	13.7	10.8	8.8
 Plant Science		24.0	21.7	19.2	17.2	14.2	11.5
 Soil Science		26.1	22.4	21.0	19.0	15.5	12.8

Agricultural and Biological Sciences AR

Year range: 2012 to 2019 · Data source: Scopus, up to 29 Sep 2021 ·

Entity	↑	2018	2019	Overall
🗄️ Agricultural and Biological Sciences (miscellaneous)		6.6	4.3	10.1
🗄️ Agronomy and Crop Science		7.9	5.4	11.9
🗄️ Animal Science and Zoology		5.8	3.8	9.4
🗄️ Aquatic Science		8.2	5.8	13.5
🗄️ Ecology, Evolution, Behavior and Systematics		8.2	5.3	15.0
🗄️ Food Science		11.4	8.1	15.8
🗄️ Forestry		8.4	5.7	13.4
🗄️ General Agricultural and Biological Sciences		8.4	5.3	16.8
🗄️ Horticulture		6.5	4.6	9.2
🗄️ Insect Science		6.9	4.6	11.9
🗄️ Plant Science		8.6	5.8	14.6
🗄️ Soil Science		9.8	6.6	16.0

Metric 1: Citations per Publication 

Types of publications included: Articles and reviews. Self-citations included: yes.

Authorship type:

Metric 2: Publication Year

Arts and Humanities AR


Year range: 2012 to 2019 · Data source: Scopus, up to 29 Sep 2021 ·

Entity	↑	2012	2013	2014	2015	2016	2017
Archeology (arts and humanities)		11.6	12.8	9.0	7.6	6.1	5.0
Arts and Humanities (miscellaneous)		22.6	19.5	17.1	14.3	13.1	10.1
Classics		1.9	1.8	1.3	1.2	1.0	0.7
Conservation		5.1	4.9	4.7	4.9	3.6	3.7
General Arts and Humanities		3.1	2.7	2.4	2.5	2.0	1.8
History		4.3	3.7	3.1	2.8	2.3	1.7
History and Philosophy of Science		17.6	13.1	12.3	11.0	8.0	7.5
Language and Linguistics		9.5	8.7	7.6	6.5	5.0	4.2
Literature and Literary Theory		1.9	1.5	1.3	1.2	0.9	0.7
Museology		4.7	4.1	3.8	3.3	2.8	2.0
Music		4.5	3.9	3.2	3.1	2.6	1.9
Philosophy		5.6	5.1	4.5	4.0	3.1	2.7
Religious Studies		2.8	2.4	2.1	1.9	1.6	1.3
Visual Arts and Performing Arts		2.8	1.9	2.0	1.8	1.5	1.1

Arts and Humanities AR

Year range: 2012 to 2019 · Data source: Scopus, up to 29 Sep 2021 ·

Entity	↑	2018	2019	Overall
Archeology (arts and humanities)		3.6	2.4	6.8
Arts and Humanities (miscellaneous)		7.3	4.3	13.1
Classics		0.5	0.3	1.1
Conservation		2.7	1.9	3.7
General Arts and Humanities		1.4	1.1	2.1
History		1.3	0.8	2.4
History and Philosophy of Science		4.8	3.0	9.4
Language and Linguistics		3.1	2.0	5.5
Literature and Literary Theory		0.5	0.4	1.0
Museology		1.6	1.0	2.7
Music		1.3	1.0	2.6
Philosophy		1.9	1.3	3.3
Religious Studies		1.0	0.7	1.7
Visual Arts and Performing Arts		0.8	0.6	1.5

Metric 1: Citations per Publication 

Types of publications included: Articles and reviews. Self-citations included: yes.

Authorship type:

Metric 2: Publication Year

Biochemistry, Genetics and Molecular Biology AR


Year range: 2012 to 2019 · Data source: Scopus, up to 29 Sep 2021 ·

Entity	↑	2012	2013	2014	2015	2016
🗄️ Aging		35.0	35.7	32.5	27.7	24.1
🗄️ Biochemistry		34.8	30.7	27.8	23.5	20.4
🗄️ Biochemistry, Genetics and Molecular Biology (miscellaneous)		20.8	25.5	20.8	28.3	22.9
🗄️ Biophysics		29.1	25.9	23.9	20.0	17.4
🗄️ Biotechnology		30.7	27.2	23.7	22.5	19.9
🗄️ Cancer Research		36.9	33.6	28.8	25.7	21.5
🗄️ Cell Biology		42.3	38.3	35.0	29.0	25.7
🗄️ Clinical Biochemistry		24.5	22.0	18.8	16.5	13.2
🗄️ Developmental Biology		37.0	32.4	29.5	25.1	19.9
🗄️ Endocrinology		30.7	27.8	26.2	22.2	19.4
🗄️ General Biochemistry, Genetics and Molecular Biology		36.7	32.0	28.5	26.1	21.7
🗄️ Genetics		36.5	32.6	27.8	23.3	20.6
🗄️ Molecular Biology		36.7	33.5	29.2	24.3	21.4
🗄️ Molecular Medicine		33.1	31.4	28.1	23.7	20.7
🗄️ Physiology		34.0	31.0	27.3	23.9	20.2
🗄️ Structural Biology		30.3	27.8	22.5	23.9	19.4

Biochemistry, Genetics and Molecular Biology AR

Year range: 2012 to 2019 · Data source: Scopus, up to 29 Sep 2021 ·

Entity	↑	2017	2018	2019	Overall
🗄️ Aging		20.1	14.2	10.3	23.5
🗄️ Biochemistry		17.8	13.8	9.4	22.0
🗄️ Biochemistry, Genetics and Molecular Biology (miscellaneous)		24.3	18.8	12.2	20.2
🗄️ Biophysics		15.1	11.5	7.8	18.6
🗄️ Biotechnology		17.4	12.2	9.7	19.9
🗄️ Cancer Research		19.4	14.6	10.9	23.3
🗄️ Cell Biology		21.5	16.5	10.8	27.1
🗄️ Clinical Biochemistry		12.0	10.1	7.8	15.5
🗄️ Developmental Biology		16.9	12.7	8.3	22.6
🗄️ Endocrinology		15.9	12.3	8.0	20.4
🗄️ General Biochemistry, Genetics and Molecular Biology		19.1	15.7	10.6	23.9
🗄️ Genetics		17.4	13.4	8.9	22.4
🗄️ Molecular Biology		18.7	14.9	9.7	23.3
🗄️ Molecular Medicine		17.0	13.9	9.8	21.4
🗄️ Physiology		16.8	12.9	8.8	21.3
🗄️ Structural Biology		17.2	14.6	10.5	20.3

Metric 1: Citations per Publication 

Types of publications included: Articles and reviews. Self-citations included: yes.

Authorship type:

Metric 2: Publication Year

Business, Management and Accounting AR


Year range: 2012 to 2019 · Data source: Scopus, up to 29 Sep 2021 ·

Entity	↑	2012	2013	2014	2015	2016
Accounting		27.1	22.7	18.8	17.5	13.5
Business and International Management		20.6	18.0	16.9	14.2	11.7
Business, Management and Accounting (miscellaneous)		13.7	12.2	11.4	9.6	9.5
General Business, Management and Accounting		13.6	12.2	11.0	9.5	7.7
Industrial Relations		13.1	12.8	11.8	11.2	12.1
Management Information Systems		26.8	28.4	22.3	22.1	19.0
Management of Technology and Innovation		27.7	24.0	21.8	17.2	13.9
Marketing		27.1	24.1	20.8	20.3	18.1
Organizational Behavior and Human Resource Management		21.2	19.6	18.3	16.1	13.1
Strategy and Management		25.4	24.8	22.3	20.0	17.7
Tourism, Leisure and Hospitality Management		30.7	27.5	24.4	23.3	18.7

Business, Management and Accounting AR

Year range: 2012 to 2019 · Data source: Scopus, up to 29 Sep 2021 ·

Entity	↑	2017	2018	2019	Overall
Accounting		11.0	7.1	4.7	14.4
Business and International Management		9.8	7.9	5.9	12.4
Business, Management and Accounting (miscellaneous)		8.2	6.2	4.9	9.1
General Business, Management and Accounting		6.5	5.8	5.2	8.8
Industrial Relations		9.1	6.3	4.3	10.0
Management Information Systems		14.5	10.9	6.7	17.5
Management of Technology and Innovation		10.2	7.8	3.4	12.4
Marketing		15.1	10.0	8.2	17.3
Organizational Behavior and Human Resource Management		11.1	7.9	5.1	13.7
Strategy and Management		15.9	13.2	9.2	17.5
Tourism, Leisure and Hospitality Management		15.4	12.1	8.3	18.2

Metric 1: Citations per Publication 

Types of publications included: Articles and reviews. Self-citations included: yes.

Authorship type:

Metric 2: Publication Year

Chemical Engineering AR

Year range: 2012 to 2019 · Data source: Scopus, up to 29 Sep 2021 ·

Entity	↑	2012	2013	2014	2015	2016	2017
☐☐ Bioengineering		44.1	38.0	33.7	28.9	23.9	20.5
☐☐ Catalysis		58.6	52.6	47.3	42.6	36.3	30.5
☐☐ Chemical Engineering (miscellaneous)		16.0	18.6	18.5	18.9	18.3	19.1
☐☐ Chemical Health and Safety		15.1	18.5	18.0	15.6	11.1	11.3
☐☐ Colloid and Surface Chemistry		71.0	64.3	56.4	50.0	43.7	37.7
☐☐ Filtration and Separation		35.5	32.5	31.1	25.7	24.1	22.2
☐☐ Fluid Flow and Transfer Processes		20.1	17.3	16.0	13.9	14.3	12.0
☐☐ General Chemical Engineering		22.8	21.6	20.4	19.4	16.7	15.5
☐☐ Process Chemistry and Technology		24.0	22.9	23.1	22.1	20.6	19.6

Chemical Engineering AR

Year range: 2012 to 2019 · Data source: Scopus, up to 29 Sep 2021 ·

Entity	↑	2018	2019	Overall
☐☐ Bioengineering		17.8	11.6	27.1
☐☐ Catalysis		23.6	15.9	36.2
☐☐ Chemical Engineering (miscellaneous)		14.7	10.1	15.5
☐☐ Chemical Health and Safety		7.1	4.2	11.2
☐☐ Colloid and Surface Chemistry		27.8	19.0	45.4
☐☐ Filtration and Separation		17.9	14.1	24.5
☐☐ Fluid Flow and Transfer Processes		9.4	6.6	11.9
☐☐ General Chemical Engineering		11.5	8.9	16.3
☐☐ Process Chemistry and Technology		15.7	10.7	18.3

Metric 1: Citations per Publication 

Types of publications included: Articles and reviews. Self-citations included: yes.

Authorship type:

Metric 2: Publication Year

Chemistry AR

Year range: 2012 to 2019 · Data source: Scopus, up to 29 Sep 2021 ·

Entity	↑	2012	2013	2014	2015	2016	2017
☐☐ Analytical Chemistry		27.2	24.1	22.7	20.2	18.1	15.4
☐☐ Chemistry (miscellaneous)		22.6	19.5	20.2	19.3	19.8	17.9
☐☐ Electrochemistry		29.7	28.4	25.1	23.8	20.4	17.2
☐☐ General Chemistry		37.0	33.8	32.8	29.7	25.0	22.7
☐☐ Inorganic Chemistry		23.1	21.4	19.0	18.3	16.0	14.1
☐☐ Organic Chemistry		26.9	24.6	22.6	20.2	17.8	15.4
☐☐ Physical and Theoretical Chemistry		27.5	25.4	23.3	21.1	17.9	15.0
☐☐ Spectroscopy		25.0	23.1	19.8	18.1	16.9	14.5

Chemistry AR

Year range: 2012 to 2019 · Data source: Scopus, up to 29 Sep 2021 ·

Entity	↑	2018	2019	Overall
☐☐ Analytical Chemistry		12.7	9.3	17.9
☐☐ Chemistry (miscellaneous)		14.3	9.1	15.8
☐☐ Electrochemistry		14.0	10.3	20.5
☐☐ General Chemistry		18.0	12.6	25.8
☐☐ Inorganic Chemistry		11.8	8.7	16.0
☐☐ Organic Chemistry		12.4	8.9	18.2
☐☐ Physical and Theoretical Chemistry		11.4	8.7	18.2
☐☐ Spectroscopy		12.1	9.3	16.5

Metric 1: Citations per Publication 

Types of publications included: Articles and reviews. Self-citations included: yes.

Authorship type:

Metric 2: Publication Year

Computer Science AR

Year range: 2012 to 2019 · Data source: Scopus, up to 29 Sep 2021 ·

Entity	↑	2012	2013	2014	2015	2016	2017
Artificial Intelligence		27.8	25.8	24.9	22.5	19.9	18.3
Computational Theory and Mathematics		29.0	25.3	26.7	19.2	16.2	14.5
Computer Graphics and Computer-Aided Design		22.3	21.1	16.1	15.5	15.8	15.0
Computer Networks and Communications		16.4	19.7	19.1	17.5	15.2	12.9
Computer Science (miscellaneous)		11.7	7.0	9.0	8.9	9.7	7.9
Computer Science Applications		25.5	23.1	22.9	20.7	18.5	16.3
Computer Vision and Pattern Recognition		29.7	29.9	22.3	21.8	17.2	20.0
General Computer Science		12.2	12.5	11.3	11.5	10.4	10.7
Hardware and Architecture		15.6	18.6	18.2	16.3	14.1	12.3

Computer Science AR

Entity	↑	2012	2013	2014	2015	2016	2017
--------	---	------	------	------	------	------	------

☐☐ Human-Computer Interaction		27.5	23.1	22.5	22.2	20.0	18.6
-------------------------------	--	------	------	------	------	------	------

☐☐ Information Systems		18.7	18.3	17.1	16.1	15.8	14.0
------------------------	--	------	------	------	------	------	------


☐☐ Signal Processing		24.4	25.2	24.4	19.3	17.4	16.3
----------------------	--	------	------	------	------	------	------

☐☐ Software		23.8	23.7	21.9	21.3	17.3	16.5
-------------	--	------	------	------	------	------	------

Computer Science AR

Year range: 2012 to 2019 · Data source: Scopus, up to 29 Sep 2021 ·

Entity	↑	2018	2019	Overall
Artificial Intelligence		15.1	9.7	19.6
Computational Theory and Mathematics		11.3	6.8	18.2
Computer Graphics and Computer-Aided Design		11.6	7.5	15.3
Computer Networks and Communications		10.7	7.6	13.8
Computer Science (miscellaneous)		3.8	4.7	6.6
Computer Science Applications		13.0	8.2	17.4
Computer Vision and Pattern Recognition		13.3	8.5	19.1
General Computer Science		9.5	5.5	9.7
Hardware and Architecture		8.4	7.8	12.7
Human-Computer Interaction		13.5	9.9	18.9
Information Systems		12.0	8.1	14.6
Signal Processing		12.6	8.7	17.3
Software		13.2	8.6	17.5

Metric 1: Citations per Publication 

Types of publications included: Articles and reviews. Self-citations included: yes.

Authorship type:

Metric 2: Publication Year

Decision Sciences AR


Year range: 2012 to 2019 · Data source: Scopus, up to 29 Sep 2021 ·

Entity	↑	2012	2013	2014	2015	2016	2017
Decision Sciences (miscellaneous)		6.5	5.4	5.4	4.4	7.5	4.6
General Decision Sciences		28.8	24.7	24.8	21.9	21.0	15.8
Information Systems and Management		35.3	32.2	26.8	26.3	23.4	18.0
Management Science and Operations Research		27.0	22.5	21.9	19.4	15.3	11.9
Statistics, Probability and Uncertainty		18.1	13.7	13.1	15.9	11.1	9.0

Decision Sciences AR

Year range: 2012 to 2019 · Data source: Scopus, up to 29 Sep 2021 ·

Entity	↑	2018	2019	Overall
Decision Sciences (miscellaneous)		2.8	5.3	5.1
General Decision Sciences		13.2	8.8	19.1
Information Systems and Management		13.3	8.7	21.3
Management Science and Operations Research		10.2	7.5	15.9
Statistics, Probability and Uncertainty		6.5	4.0	11.0

Metric 1: Citations per Publication 

Types of publications included: Articles and reviews. Self-citations included: yes.

Authorship type:

Metric 2: Publication Year

Dentistry AR

Year range: 2012 to 2019 · Data source: Scopus, up to 29 Sep 2021 ·

Entity	↑	2012	2013	2014	2015	2016	2017
🗄️ Dental Assisting		0.3	-	-	-	-	-
🗄️ Dental Hygiene		7.7	10.7	9.3	8.8	7.0	4.4
🗄️ Dentistry (miscellaneous)		14.8	14.3	13.8	11.5	10.0	7.0
🗄️ General Dentistry		17.2	15.3	14.4	12.6	9.9	8.4
🗄️ Oral Surgery		18.4	15.1	14.7	12.5	10.7	8.8
🗄️ Orthodontics		11.5	13.2	11.9	10.2	8.3	7.2
🗄️ Periodontics		23.0	22.9	19.6	18.1	13.8	14.3

Dentistry AR

Year range: 2012 to 2019 · Data source: Scopus, up to 29 Sep 2021 ·

Entity	↑	2018	2019	Overall
🗄️ Dental Assisting		-	-	0.3
🗄️ Dental Hygiene		4.0	2.1	6.3
🗄️ Dentistry (miscellaneous)		6.6	4.4	10.1
🗄️ General Dentistry		6.6	4.5	10.8
🗄️ Oral Surgery		6.9	4.5	11.4
🗄️ Orthodontics		5.0	2.9	8.7
🗄️ Periodontics		12.0	7.0	16.5

Metric 1: Citations per Publication 

Types of publications included: Articles and reviews. Self-citations included: yes.

Authorship type:

Metric 2: Publication Year

Earth and Planetary Sciences AR


Year range: 2012 to 2019 · Data source: Scopus, up to 29 Sep 2021 ·

Entity	↑	2012	2013	2014	2015	2016	2017
☐☐ Atmospheric Science		33.5	31.1	26.3	22.5	18.0	15.5
☐☐ Computers in Earth Sciences		46.3	35.4	32.3	29.3	21.1	18.2
☐☐ Earth and Planetary Sciences (miscellaneous)		29.5	26.9	22.0	17.7	15.7	13.6
☐☐ Earth-Surface Processes		27.1	22.6	20.4	17.6	14.3	11.9
☐☐ Economic Geology		21.5	18.3	17.7	16.7	13.5	11.6
☐☐ General Earth and Planetary Sciences		19.8	20.8	17.8	16.8	15.1	13.1
☐☐ Geochemistry and Petrology		31.4	26.1	23.7	20.6	16.4	13.4
☐☐ Geology		26.2	21.7	19.8	17.4	14.4	11.7
☐☐ Geophysics		29.8	25.8	22.6	19.3	16.0	13.0
☐☐ Geotechnical Engineering and Engineering Geology		14.0	12.9	13.1	12.5	11.1	9.9
☐☐ Oceanography		24.8	21.6	19.8	17.2	14.5	11.9
☐☐ Paleontology		24.2	18.4	17.9	15.7	12.6	9.6
☐☐ Space and Planetary Science		33.3	30.5	25.4	22.7	19.4	16.1
☐☐ Stratigraphy		29.2	24.5	23.5	19.9	16.9	13.3

Earth and Planetary Sciences AR

Year range: 2012 to 2019 · Data source: Scopus, up to 29 Sep 2021 ·

Entity	↑	2018	2019	Overall
☐☐ Atmospheric Science		11.9	7.7	20.1
☐☐ Computers in Earth Sciences		14.7	9.1	23.0
☐☐ Earth and Planetary Sciences (miscellaneous)		9.7	6.3	17.1
☐☐ Earth-Surface Processes		8.7	5.8	15.6
☐☐ Economic Geology		8.5	5.8	13.2
☐☐ General Earth and Planetary Sciences		10.2	6.7	14.3
☐☐ Geochemistry and Petrology		9.6	6.3	17.8
☐☐ Geology		8.9	6.0	14.9
☐☐ Geophysics		9.6	6.4	17.3
☐☐ Geotechnical Engineering and Engineering Geology		8.2	5.8	10.6
☐☐ Oceanography		8.7	6.0	15.0
☐☐ Paleontology		6.5	4.7	13.7
☐☐ Space and Planetary Science		12.7	8.0	20.6
☐☐ Stratigraphy		10.5	7.2	17.4

Metric 1: Citations per Publication 

Types of publications included: Articles and reviews. Self-citations included: yes.

Authorship type:

Metric 2: Publication Year

Economics, Econometrics and Finance AR

Year range: 2012 to 2019 · Data source: Scopus, up to 29 Sep 2021 ·

Entity	↑	2012	2013	2014	2015	2016
🗄️ Economics and Econometrics		20.3	18.7	16.1	14.0	11.4
🗄️ Economics, Econometrics and Finance (miscellaneous)		12.9	12.3	10.0	10.1	7.2
🗄️ Finance		21.8	19.4	16.2	14.3	12.1
🗄️ General Economics,Econometrics and Finance		8.6	7.2	5.5	5.4	5.3

Economics, Econometrics and Finance AR

Year range: 2012 to 2019 · Data source: Scopus, up to 29 Sep 2021 ·

Entity	↑	2017	2018	2019	Overall
🗄️ Economics and Econometrics		9.7	8.5	6.2	12.7
🗄️ Economics, Econometrics and Finance (miscellaneous)		6.6	4.9	3.6	7.7
🗄️ Finance		9.7	7.5	4.9	12.6
🗄️ General Economics,Econometrics and Finance		4.3	3.8	3.0	5.3

Metric 1: Citations per Publication 📊
Types of publications included: Articles and reviews. Self-citations included: yes.
Authorship type:

Metric 2: Publication Year

Energy AR


Year range: 2012 to 2019 · Data source: Scopus, up to 29 Sep 2021 ·

Entity	↑	2012	2013	2014	2015	2016	2017
☐☐ Energy (miscellaneous)		25.8	21.1	17.3	15.5	28.7	19.1
☐☐ Energy Engineering and Power Technology		20.7	21.2	21.4	19.3	19.3	16.8
☐☐ Fuel Technology		23.0	21.8	22.7	21.0	21.2	18.8
☐☐ General Energy		31.5	32.3	28.9	27.5	24.3	18.3
☐☐ Nuclear Energy and Engineering		23.3	20.5	22.3	18.6	16.9	13.4
☐☐ Renewable Energy, Sustainability and the Environment		43.5	43.0	40.8	37.7	34.6	28.8

Energy AR

Year range: 2012 to 2019 · Data source: Scopus, up to 29 Sep 2021 ·

Entity	↑	2018	2019	Overall
☐☐ Energy (miscellaneous)		12.9	8.7	15.3
☐☐ Energy Engineering and Power Technology		13.6	9.6	16.9
☐☐ Fuel Technology		15.6	11.0	18.6
☐☐ General Energy		18.1	11.3	22.8
☐☐ Nuclear Energy and Engineering		11.6	8.1	16.3
☐☐ Renewable Energy, Sustainability and the Environment		22.7	14.5	29.7

Metric 1: Citations per Publication 

Types of publications included: Articles and reviews. Self-citations included: yes.

Authorship type:

Metric 2: Publication Year

Engineering AR

Year range: 2012 to 2019 · Data source: Scopus, up to 29 Sep 2021 ·

Entity	↑	2012	2013	2014	2015	2016	2017
☐☐ Aerospace Engineering		12.9	12.2	11.5	11.7	11.5	10.0
☐☐ Architecture		5.9	4.5	4.9	4.7	4.6	4.4
☐☐ Automotive Engineering		16.0	16.3	17.6	15.7	15.4	12.7
☐☐ Biomedical Engineering		29.8	27.1	24.9	21.9	17.5	16.6
☐☐ Building and Construction		26.0	24.6	24.2	22.1	19.9	16.8
☐☐ Civil and Structural Engineering		22.0	21.1	20.0	18.2	16.7	13.5
☐☐ Computational Mechanics		17.2	15.3	15.8	13.9	12.0	10.1
☐☐ Control and Systems Engineering		22.4	21.0	20.6	18.6	17.1	15.0
☐☐ Electrical and Electronic Engineering		20.0	19.5	19.5	17.5	15.6	14.2
☐☐ Engineering (miscellaneous)		15.5	14.1	15.0	14.3	12.4	11.4
☐☐ General Engineering		15.0	14.1	13.5	10.5	10.8	10.0

Engineering AR

Entity	↑	2012	2013	2014	2015	2016	2017
Industrial and Manufacturing Engineering		20.7	19.7	19.6	17.3	17.6	15.5
Mechanical Engineering		22.8	21.4	20.4	18.5	17.3	14.8
Mechanics of Materials		24.7	23.3	22.2	19.9	18.5	16.1
Media Technology		12.2	11.4	11.0	10.1	9.7	9.3
Ocean Engineering		14.9	13.3	13.5	12.5	11.2	9.4
Safety, Risk, Reliability and Quality		18.4	17.3	16.2	15.0	13.3	11.3

Engineering AR

Year range: 2012 to 2019 · Data source: Scopus, up to 29 Sep 2021 ·

Entity	↑	2018	2019	Overall
🗄️ Aerospace Engineering		8.0	6.0	10.2
🗄️ Architecture		3.6	3.0	4.3
🗄️ Automotive Engineering		10.4	7.7	13.4
🗄️ Biomedical Engineering		13.9	9.4	19.5
🗄️ Building and Construction		13.4	9.9	18.4
🗄️ Civil and Structural Engineering		11.2	7.1	14.9
🗄️ Computational Mechanics		8.2	5.9	11.6
🗄️ Control and Systems Engineering		11.8	8.3	16.1
🗄️ Electrical and Electronic Engineering		11.3	7.2	15.0
🗄️ Engineering (miscellaneous)		9.7	5.9	11.8
🗄️ General Engineering		7.9	5.1	9.9
🗄️ Industrial and Manufacturing Engineering		13.5	10.5	16.3
🗄️ Mechanical Engineering		11.7	8.3	16.3
🗄️ Mechanics of Materials		12.6	8.2	17.4
🗄️ Media Technology		6.6	5.8	9.1
🗄️ Ocean Engineering		7.7	5.7	10.6
🗄️ Safety, Risk, Reliability and Quality		9.3	6.7	12.7

Metric 1: Citations per Publication 

Types of publications included: Articles and reviews. Self-citations included: yes.

Authorship type:

Metric 2: Publication Year

Environmental Science AR


Year range: 2012 to 2019 · Data source: Scopus, up to 29 Sep 2021 ·

Entity	↑	2012	2013	2014	2015	2016	2017
Ecological Modeling		42.2	36.6	31.3	28.6	26.9	20.3
Ecology		26.1	22.5	20.9	17.9	14.7	12.4
Environmental Chemistry		41.5	34.9	33.3	28.6	25.1	22.9
Environmental Engineering		32.3	27.4	25.0	23.0	20.6	19.1
Environmental Science (miscellaneous)		25.5	26.0	21.3	20.4	18.2	13.8
General Environmental Science		20.3	19.9	18.1	19.2	18.1	16.3
Global and Planetary Change		39.2	36.4	32.2	25.4	20.7	18.3
Health, Toxicology and Mutagenesis		30.5	27.5	24.1	22.0	20.5	17.7
Management, Monitoring, Policy and Law		27.1	26.2	24.9	21.7	19.3	16.2
Nature and Landscape Conservation		22.8	22.1	18.7	18.1	14.3	11.9
Pollution		35.1	29.7	28.7	24.5	21.7	19.0
Waste Management and Disposal		35.8	29.3	26.8	24.0	22.3	20.4
Water Science and Technology		23.9	20.4	18.6	17.0	14.0	11.7

Environmental Science AR

Year range: 2012 to 2019 · Data source: Scopus, up to 29 Sep 2021 ·

Entity	↑	2018	2019	Overall
Ecological Modeling		16.7	12.0	26.0
Ecology		9.1	5.9	15.4
Environmental Chemistry		19.6	14.3	25.8
Environmental Engineering		13.7	10.5	19.5
Environmental Science (miscellaneous)		10.3	6.7	15.2
General Environmental Science		15.1	10.3	16.8
Global and Planetary Change		14.6	9.8	22.9
Health, Toxicology and Mutagenesis		14.3	9.8	19.2
Management, Monitoring, Policy and Law		12.5	8.5	17.9
Nature and Landscape Conservation		8.8	5.8	14.0
Pollution		16.9	12.3	21.9
Waste Management and Disposal		18.4	13.2	22.4
Water Science and Technology		9.5	6.6	14.6

Metric 1: Citations per Publication 

Types of publications included: Articles and reviews. Self-citations included: yes.

Authorship type:

Metric 2: Publication Year

Health Professions AR

Year range: 2012 to 2019 · Data source: Scopus, up to 29 Sep 2021 ·

Entity	↑	2012	2013	2014	2015	2016	2017
☐☐ Chiropractics		12.3	12.4	9.4	8.7	24.3	5.9
☐☐ Complementary and Manual Therapy		11.9	10.8	11.3	10.0	7.9	5.9
☐☐ Emergency Medical Services		15.8	7.6	9.2	6.7	5.6	3.8
☐☐ General Health Professions		15.9	15.3	13.6	12.1	9.9	8.6
☐☐ Health Information Management		28.8	28.4	26.1	22.2	24.1	15.0
☐☐ Health Professions (miscellaneous)		12.5	11.0	10.7	9.6	9.0	10.3
☐☐ Medical Assisting and Transcription		3.9	6.9	1.8	4.0	4.9	1.6
☐☐ Medical Laboratory Technology		13.1	12.6	10.4	9.7	8.3	8.1
☐☐ Medical Terminology		-	-	-	-	1.1	0.9
☐☐ Occupational Therapy		14.5	11.9	11.6	9.5	7.2	5.6
☐☐ Optometry		16.1	15.0	13.4	10.1	8.1	7.8
☐☐ Pharmacy		6.9	8.3	7.6	6.3	7.0	5.6

Health Professions AR

Entity	↑	2012	2013	2014	2015	2016	2017
Physical Therapy, Sports Therapy and Rehabilitation		21.2	19.4	18.7	15.8	13.0	10.9
Podiatry		8.2	9.4	6.7	6.0	4.6	3.7
Radiological and Ultrasound Technology		23.3	24.1	20.0	17.6	16.6	15.3
Respiratory Care		-	-	-	5.3	6.8	7.7
Speech and Hearing		18.3	16.6	14.2	12.0	9.4	8.0

Health Professions AR

Year range: 2012 to 2019 · Data source: Scopus, up to 29 Sep 2021 ·

Entity	↑	2018	2019	Overall
☐☐ Chiropractics		4.4	2.2	9.6
☐☐ Complementary and Manual Therapy		4.3	3.6	7.8
☐☐ Emergency Medical Services		2.8	1.5	6.2
☐☐ General Health Professions		6.1	4.0	10.5
☐☐ Health Information Management		14.1	9.2	19.2
☐☐ Health Professions (miscellaneous)		7.4	5.9	9.0
☐☐ Medical Assisting and Transcription		1.2	0.6	2.8
☐☐ Medical Laboratory Technology		7.0	4.3	9.0
☐☐ Medical Terminology		0.4	0.4	0.7
☐☐ Occupational Therapy		4.5	2.5	8.1
☐☐ Optometry		5.5	4.7	10.1
☐☐ Pharmacy		4.3	2.8	5.9
☐☐ Physical Therapy, Sports Therapy and Rehabilitation		7.7	5.1	13.3
☐☐ Podiatry		2.9	2.1	5.3
☐☐ Radiological and Ultrasound Technology		10.8	7.7	16.4
☐☐ Respiratory Care		4.8	3.4	5.8
☐☐ Speech and Hearing		5.9	3.5	10.6

Metric 1: Citations per Publication 

Types of publications included: Articles and reviews. Self-citations included: yes.

Authorship type:

Metric 2: Publication Year

Immunology and Microbiology AR


Year range: 2012 to 2019 · Data source: Scopus, up to 29 Sep 2021 ·

Entity	↑	2012	2013	2014	2015	2016	2017
Applied Microbiology and Biotechnology		25.4	23.5	20.7	19.1	16.4	13.7
General Immunology and Microbiology		36.4	29.6	26.7	24.6	20.6	16.4
Immunology		39.2	37.0	34.4	29.3	25.4	22.0
Immunology and Microbiology (miscellaneous)		21.5	17.1	14.9	13.0	10.6	9.2
Microbiology		34.6	30.1	27.0	24.0	21.7	18.4
Parasitology		26.5	24.9	22.3	19.1	15.8	12.6
Virology		31.4	29.8	26.8	24.6	20.4	16.7

Immunology and Microbiology AR

Year range: 2012 to 2019 · Data source: Scopus, up to 29 Sep 2021 ·

Entity	↑	2018	2019	Overall
Applied Microbiology and Biotechnology		11.5	8.1	17.4
General Immunology and Microbiology		12.4	8.1	20.6
Immunology		16.6	11.2	26.7
Immunology and Microbiology (miscellaneous)		6.7	4.1	10.2
Microbiology		13.4	8.9	21.6
Parasitology		9.6	5.9	17.0
Virology		12.9	8.7	21.3

Metric 1: Citations per Publication 

Types of publications included: Articles and reviews. Self-citations included: yes.

Authorship type:

Metric 2: Publication Year

Materials Science AR

Year range: 2012 to 2019 · Data source: Scopus, up to 29 Sep 2021 ·

Entity	↑	2012	2013	2014	2015	2016	2017
☐☐ Biomaterials		39.0	35.3	31.1	26.1	25.5	21.4
☐☐ Ceramics and Composites		33.7	29.8	27.2	23.9	20.8	17.8
☐☐ Electronic, Optical and Magnetic Materials		23.4	20.5	19.3	17.6	16.5	13.9
☐☐ General Materials Science		31.5	31.4	30.3	27.7	24.0	21.2
☐☐ Materials Chemistry		24.7	20.0	19.3	18.0	16.6	14.5
☐☐ Materials Science (miscellaneous)		5.9	6.1	8.3	8.0	9.1	8.0
☐☐ Metals and Alloys		21.1	18.5	17.9	16.6	15.0	13.0
☐☐ Polymers and Plastics		23.0	22.1	20.0	17.6	15.7	13.7
☐☐ Surfaces, Coatings and Films		27.5	24.3	22.8	21.2	18.7	16.2

Materials Science AR

Year range: 2012 to 2019 · Data source: Scopus, up to 29 Sep 2021 ·

Entity	↑	2018	2019	Overall
☐☐ Biomaterials		16.2	10.0	23.5
☐☐ Ceramics and Composites		14.0	10.5	21.4
☐☐ Electronic, Optical and Magnetic Materials		11.3	7.5	15.7
☐☐ General Materials Science		17.3	11.1	22.9
☐☐ Materials Chemistry		11.7	8.4	16.2
☐☐ Materials Science (miscellaneous)		6.9	5.2	7.0
☐☐ Metals and Alloys		10.3	7.1	14.4
☐☐ Polymers and Plastics		10.7	7.1	15.6
☐☐ Surfaces, Coatings and Films		12.9	8.5	18.2

Metric 1: Citations per Publication 

Types of publications included: Articles and reviews. Self-citations included: yes.

Authorship type:

Metric 2: Publication Year

Mathematics AR

Year range: 2012 to 2019 · Data source: Scopus, up to 29 Sep 2021 ·

Entity	↑	2012	2013	2014	2015	2016	2017
Algebra and Number Theory		7.3	6.9	5.9	5.3	4.8	4.1
Analysis		12.0	9.4	8.4	8.1	7.0	6.0
Applied Mathematics		15.9	14.4	12.8	11.6	10.5	9.5
Computational Mathematics		26.9	19.1	21.6	15.5	11.7	10.0
Control and Optimization		16.7	14.2	14.1	11.7	11.3	10.4
Discrete Mathematics and Combinatorics		8.5	7.3	6.6	5.9	5.1	4.4
General Mathematics		7.0	7.8	6.6	6.0	5.6	4.7
Geometry and Topology		9.3	8.6	7.1	6.5	5.8	5.3
Logic		10.8	10.6	8.8	9.3	6.8	6.7
Mathematical Physics		12.1	11.7	10.9	9.9	8.4	7.6
Mathematics (miscellaneous)		10.1	10.6	8.1	7.9	6.4	5.1
Modeling and Simulation		19.4	17.3	15.8	13.6	11.8	10.9
Numerical Analysis		18.9	17.0	15.2	12.5	11.4	9.9


Mathematics AR

Entity	↑	2012	2013	2014	2015	2016	2017
▣▣ Statistics and Probability		21.1	16.7	19.1	15.6	11.1	8.9
▣▣ Theoretical Computer Science		15.0	14.2	12.1	13.3	11.9	10.4

Mathematics AR

Year range: 2012 to 2019 · Data source: Scopus, up to 29 Sep 2021 ·

Entity	↑	2018	2019	Overall
Algebra and Number Theory		3.4	2.4	4.9
Analysis		4.9	3.5	7.3
Applied Mathematics		7.7	5.1	10.7
Computational Mathematics		8.6	5.4	14.1
Control and Optimization		8.7	5.6	10.1
Discrete Mathematics and Combinatorics		3.5	2.5	5.4
General Mathematics		4.3	3.3	5.6
Geometry and Topology		4.6	3.3	6.1
Logic		4.6	3.6	7.4
Mathematical Physics		5.6	4.2	8.7
Mathematics (miscellaneous)		4.1	2.8	6.6
Modeling and Simulation		8.7	6.2	12.6
Numerical Analysis		7.5	4.7	11.7
Statistics and Probability		7.1	4.5	12.6
Theoretical Computer Science		8.9	6.3	11.3

Metric 1: Citations per Publication 

Types of publications included: Articles and reviews. Self-citations included: yes.

Authorship type:

Metric 2: Publication Year

Medicine AR

Year range: 2012 to 2019 · Data source: Scopus, up to 29 Sep 2021 ·

Entity	↑	2012	2013	2014	2015	2016
☐☐ Anatomy		19.4	17.8	17.4	14.7	12.8
☐☐ Anesthesiology and Pain Medicine		19.6	18.4	16.7	14.3	11.8
☐☐ Biochemistry (medical)		25.0	23.0	19.8	18.8	15.5
☐☐ Cardiology and Cardiovascular Medicine		27.0	24.1	22.0	19.0	16.8
☐☐ Complementary and Alternative Medicine		14.5	13.2	11.4	10.0	9.0
☐☐ Critical Care and Intensive Care Medicine		29.4	27.6	21.2	19.7	16.9
☐☐ Dermatology		16.2	15.6	14.3	12.4	10.1
☐☐ Drug Guides		4.9	4.5	7.6	6.2	3.7
☐☐ Embryology		20.7	18.1	18.1	13.4	11.2
☐☐ Emergency Medicine		13.3	11.9	11.2	10.6	8.4
☐☐ Endocrinology, Diabetes and Metabolism		31.8	29.3	27.1	22.8	19.5
☐☐ Epidemiology		31.0	29.8	26.6	22.9	20.0
☐☐ Family Practice		11.9	11.2	10.0	8.0	5.0
☐☐ Gastroenterology		25.6	23.6	21.3	19.3	16.7
☐☐ General Medicine		12.4	11.1	10.5	10.3	9.8
☐☐ Genetics (clinical)		39.6	34.6	29.4	26.3	21.4
☐☐ Geriatrics and Gerontology		26.4	25.0	24.2	21.2	17.2

Medicine AR

Entity	↑	2012	2013	2014	2015	2016
Health Informatics		27.4	27.4	24.9	21.7	17.4
Health Policy		18.4	17.5	15.1	13.6	11.4
Hematology		31.3	29.0	25.3	23.9	22.0
Hepatology		41.0	36.0	31.1	30.2	25.9
Histology		19.6	17.5	16.3	15.2	10.4
Immunology and Allergy		37.2	35.4	33.0	28.2	23.7
Infectious Diseases		28.2	26.2	23.6	20.5	17.4
Internal Medicine		28.4	28.2	26.5	20.8	17.2
Medicine (miscellaneous)		27.6	24.2	21.9	19.9	15.5
Microbiology (medical)		29.7	25.8	24.3	21.0	19.4
Nephrology		26.9	23.5	21.2	19.0	16.4
Neurology (clinical)		27.8	25.5	22.8	20.1	17.1
Obstetrics and Gynecology		19.9	19.1	17.5	15.4	12.4
Oncology		33.3	30.4	27.1	25.4	21.6
Ophthalmology		18.3	16.2	15.2	13.5	11.3
Orthopedics and Sports Medicine		22.8	20.3	18.4	15.6	13.1
Otorhinolaryngology		14.3	12.3	11.1	10.1	8.9
Pathology and Forensic Medicine		20.2	17.5	15.4	13.5	11.3
Pediatrics, Perinatology and Child Health		17.9	16.8	14.3	12.8	10.6
Pharmacology (medical)		24.0	20.8	18.3	15.5	12.9

Medicine AR

Entity	↑	2012	2013	2014	2015	2016
☐☐ Physiology (medical)		33.8	30.1	25.8	23.4	18.7
☐☐ Psychiatric Mental Health		12.3	12.7	13.8	12.8	10.2
☐☐ Public Health, Environmental and Occupational Health		20.8	19.6	17.2	15.3	12.5
☐☐ Pulmonary and Respiratory Medicine		25.1	22.4	20.1	18.4	15.3
☐☐ Radiology, Nuclear Medicine and Imaging		20.8	19.0	16.8	15.1	12.7
☐☐ Rehabilitation		17.8	16.3	15.0	12.7	10.1
☐☐ Reproductive Medicine		24.0	22.4	20.6	17.2	15.2
☐☐ Reviews and References (medical)		21.9	30.1	28.1	15.8	18.0
☐☐ Rheumatology		32.7	27.4	26.5	23.6	18.7
☐☐ Surgery		17.9	16.3	14.7	12.8	10.8
☐☐ Transplantation		26.8	27.0	21.2	20.0	16.0
☐☐ Urology		18.9	17.7	15.8	14.4	12.8

Medicine AR

Year range: 2012 to 2019 · Data source: Scopus, up to 29 Sep 2021 ·


Entity	↑	2017	2018	2019	Overall
☐☐ Anatomy		10.6	7.3	4.9	12.9
☐☐ Anesthesiology and Pain Medicine		10.4	8.0	5.4	12.9
☐☐ Biochemistry (medical)		15.0	11.2	7.0	16.5
☐☐ Cardiology and Cardiovascular Medicine		14.3	11.0	7.3	17.6
☐☐ Complementary and Alternative Medicine		7.5	5.7	4.0	9.4
☐☐ Critical Care and Intensive Care Medicine		15.2	10.1	6.9	18.2
☐☐ Dermatology		9.2	7.1	4.7	11.1
☐☐ Drug Guides		2.9	2.1	1.6	4.1
☐☐ Embryology		10.1	7.7	3.7	13.0
☐☐ Emergency Medicine		7.1	5.6	3.6	8.9
☐☐ Endocrinology, Diabetes and Metabolism		16.1	12.6	8.3	20.6
☐☐ Epidemiology		16.8	12.2	7.5	20.8
☐☐ Family Practice		4.4	3.9	2.2	6.5
☐☐ Gastroenterology		15.3	11.2	7.8	17.7
☐☐ General Medicine		9.5	7.2	4.8	9.5
☐☐ Genetics (clinical)		17.2	12.3	8.4	23.0
☐☐ Geriatrics and Gerontology		14.0	10.7	7.0	17.8
☐☐ Health Informatics		16.3	12.4	7.9	17.6
☐☐ Health Policy		9.8	7.6	4.6	11.7
☐☐ Hematology		17.4	14.8	9.3	21.7

Medicine AR

Entity	↑	2017	2018	2019	Overall
☐☐ Hepatology		23.4	18.8	11.8	27.2
☐☐ Histology		8.8	9.5	6.1	12.8
☐☐ Immunology and Allergy		20.4	15.5	10.7	25.1
☐☐ Infectious Diseases		14.3	10.9	7.0	18.1
☐☐ Internal Medicine		14.7	12.2	7.4	19.1
☐☐ Medicine (miscellaneous)		14.0	11.5	7.5	16.8
☐☐ Microbiology (medical)		16.6	12.6	8.1	18.8
☐☐ Nephrology		14.3	9.8	6.2	17.0
☐☐ Neurology (clinical)		14.4	10.6	6.9	17.6
☐☐ Obstetrics and Gynecology		10.4	7.8	4.9	13.3
☐☐ Oncology		18.2	14.1	9.8	21.7
☐☐ Ophthalmology		9.3	6.8	4.5	11.7
☐☐ Orthopedics and Sports Medicine		10.9	8.0	5.2	13.7
☐☐ Otorhinolaryngology		7.4	5.5	3.7	9.1
☐☐ Pathology and Forensic Medicine		9.0	7.5	4.8	12.3
☐☐ Pediatrics, Perinatology and Child Health		8.8	6.5	4.2	11.3
☐☐ Pharmacology (medical)		11.2	8.7	5.9	14.2
☐☐ Physiology (medical)		16.5	12.2	8.4	20.7
☐☐ Psychiatric Mental Health		8.8	6.7	3.7	9.7
☐☐ Public Health, Environmental and Occupational Health		10.8	8.1	5.1	13.0
☐☐ Pulmonary and Respiratory Medicine		13.9	9.8	6.7	16.2

Medicine AR

Entity	↑	2017	2018	2019	Overall
☐☐ Radiology, Nuclear Medicine and Imaging		11.6	8.9	6.2	13.6
☐☐ Rehabilitation		8.4	5.9	3.9	11.0
☐☐ Reproductive Medicine		12.0	8.9	5.5	15.7
☐☐ Reviews and References (medical)		18.0	13.7	-	22.5
☐☐ Rheumatology		16.7	11.0	7.7	20.4
☐☐ Surgery		9.0	6.8	4.5	11.3
☐☐ Transplantation		13.4	8.9	6.2	17.1
☐☐ Urology		10.4	7.7	5.3	12.7

Metric 1: Citations per Publication 

Types of publications included: Articles and reviews. Self-citations included: yes.

Authorship type:

Metric 2: Publication Year

Multidisciplinary AR


Year range: 2012 to 2019 · Data source: Scopus, up to 29 Sep 2021 ·

Entity	↑	2012	2013	2014	2015	2016	2017
☐☐ Multidisciplinary		47.9	39.0	34.7	31.6	25.2	21.3

Multidisciplinary AR

Year range: 2012 to 2019 · Data source: Scopus, up to 29 Sep 2021 ·

Entity	↑	2018	2019	Overall
 Multidisciplinary		16.1	10.3	27.4

Metric 1: Citations per Publication 

Types of publications included: Articles and reviews. Self-citations included: yes.

Authorship type:












Metric 2: Publication Year

2012-2019 7 AREAS - AR - 10 Octobre 2021

2012 to 2019  

Neuroscience AR


Year range: 2012 to 2019 · Data source: Scopus, up to 29 Sep 2021 ·

Entity		2012	2013	2014	2015	2016	2017
 Behavioral Neuroscience		32.9	28.5	25.0	22.1	17.1	15.1
 Biological Psychiatry		36.2	34.9	29.2	24.8	22.5	17.2
 Cellular and Molecular Neuroscience		36.9	35.0	32.2	27.4	24.9	20.4
 Cognitive Neuroscience		46.4	37.8	33.7	27.8	22.9	19.1
 Developmental Neuroscience		28.8	29.4	25.3	21.5	18.1	14.7
 Endocrine and Autonomic Systems		34.0	29.2	26.9	24.3	20.0	16.6
 General Neuroscience		40.9	36.3	32.5	28.5	22.8	19.0
 Neurology		34.5	29.9	26.4	22.6	19.3	16.4
 Neuroscience (miscellaneous)		26.8	26.2	24.2	19.4	15.8	12.6
 Sensory Systems		25.6	23.4	21.1	18.2	15.5	13.2

Neuroscience AR

Year range: 2012 to 2019 · Data source: Scopus, up to 29 Sep 2021 ·

Entity	↑	2018	2019	Overall
Behavioral Neuroscience		10.5	6.6	19.1
Biological Psychiatry		13.2	8.5	22.9
Cellular and Molecular Neuroscience		16.2	10.6	25.0
Cognitive Neuroscience		14.2	9.2	24.9
Developmental Neuroscience		11.9	7.6	19.6
Endocrine and Autonomic Systems		12.7	8.0	21.4
General Neuroscience		13.6	8.8	24.3
Neurology		12.1	7.9	20.6
Neuroscience (miscellaneous)		9.5	5.7	17.6
Sensory Systems		9.3	6.1	16.8

Metric 1: Citations per Publication 

Types of publications included: Articles and reviews. Self-citations included: yes.

Authorship type:

Metric 2: Publication Year

Nursing AR

Year range: 2012 to 2019 · Data source: Scopus, up to 29 Sep 2021 ·

Entity	↑	2012	2013	2014	2015	2016	2017
Advanced and Specialized Nursing		26.5	26.9	21.4	17.9	14.0	11.5
Assessment and Diagnosis		9.0	9.6	7.6	7.3	6.2	3.8
Care Planning		12.1	12.7	11.0	10.0	8.4	5.7
Community and Home Care		8.0	7.5	7.2	5.3	5.2	4.4
Critical Care Nursing		7.3	6.9	7.0	6.5	6.6	5.8
Emergency Nursing		9.5	9.1	9.1	11.3	6.1	5.9
Fundamentals and Skills		10.4	11.5	10.1	9.5	8.1	6.1
General Nursing		12.0	12.0	10.7	9.6	8.4	7.2
Gerontology		16.1	14.3	14.4	13.8	11.8	9.0
Issues, Ethics and Legal Aspects		10.1	9.4	8.4	8.0	7.0	5.6
Leadership and Management		10.0	10.8	8.8	8.2	7.0	5.5
LPN and LVN		11.6	10.1	9.6	8.1	6.7	5.9
Maternity and Midwifery		9.0	10.0	11.2	9.1	8.1	6.8

Nursing AR

Entity	↑	2012	2013	2014	2015	2016	2017
☐☐ Medical and Surgical Nursing		6.3	6.5	5.5	5.6	5.2	4.3
☐☐ Nurse Assisting		0.9	1.2	1.9	2.0	2.0	1.8
☐☐ Nursing (miscellaneous)		12.1	12.3	10.4	9.6	8.2	6.6
☐☐ Nutrition and Dietetics		30.0	27.4	24.3	21.6	17.9	14.9
☐☐ Oncology (nursing)		17.6	19.8	17.0	13.4	12.3	9.5
☐☐ Pathophysiology		-	-	-	-	-	-
☐☐ Pediatrics		8.4	7.9	7.9	8.3	6.9	6.1
☐☐ Pharmacology (nursing)		6.4	5.7	4.0	4.2	3.1	4.6
☐☐ Psychiatric Mental Health		12.3	12.7	13.8	12.8	10.2	8.8
☐☐ Research and Theory		11.3	11.0	9.4	7.5	6.0	4.8
☐☐ Review and Exam Preparation		7.7	7.4	5.5	5.9	4.9	3.6


Nursing AR

Year range: 2012 to 2019 · Data source: Scopus, up to 29 Sep 2021 ·

Entity	↑	2018	2019	Overall
Advanced and Specialized Nursing		10.1	6.6	16.9
Assessment and Diagnosis		3.4	2.1	6.0
Care Planning		4.6	2.7	8.1
Community and Home Care		3.3	2.0	5.3
Critical Care Nursing		4.0	3.0	5.9
Emergency Nursing		5.3	3.5	7.5
Fundamentals and Skills		4.4	2.6	7.5
General Nursing		5.3	3.0	8.3
Gerontology		6.8	4.7	11.1
Issues, Ethics and Legal Aspects		4.8	3.9	7.1
Leadership and Management		4.6	3.3	7.0
LPN and LVN		4.3	3.0	7.4
Maternity and Midwifery		4.8	3.1	7.7
Medical and Surgical Nursing		2.9	2.3	4.8
Nurse Assisting		2.2	1.0	1.6
Nursing (miscellaneous)		4.9	2.8	8.0
Nutrition and Dietetics		11.4	7.6	18.4
Oncology (nursing)		6.8	4.2	12.0
Pathophysiology		-	-	-
Pediatrics		4.4	2.7	6.5

Nursing AR

Entity	↑	2018	2019	Overall
☐☐ Pharmacology (nursing)		2.3	1.7	4.0
☐☐ Psychiatric Mental Health		6.7	3.7	9.7
☐☐ Research and Theory		4.5	2.6	6.8
☐☐ Review and Exam Preparation		3.7	1.5	5.0

Metric 1: Citations per Publication 

Types of publications included: Articles and reviews. Self-citations included: yes.

Authorship type:

Metric 2: Publication Year

Pharmacology, Toxicology and Pharmaceutics AR


Year range: 2012 to 2019 · Data source: Scopus, up to 29 Sep 2021 ·

Entity	↑	2012	2013	2014	2015	2016	2017
☐☐ Drug Discovery		24.4	22.0	20.3	17.9	15.5	13.8
☐☐ General Pharmacology, Toxicology and Pharmaceutics		9.4	8.7	8.3	7.4	6.2	6.7
☐☐ Pharmaceutical Science		21.8	18.7	15.7	15.4	13.3	11.8
☐☐ Pharmacology		24.1	22.6	20.2	17.5	15.3	14.0
☐☐ Pharmacology, Toxicology and Pharmaceutics (miscellaneous)		12.9	9.9	10.4	9.4	11.6	11.4
☐☐ Toxicology		26.5	25.8	23.0	19.6	17.2	15.6

Pharmacology, Toxicology and Pharmaceutics AR

Year range: 2012 to 2019 · Data source: Scopus, up to 29 Sep 2021 ·

Entity	↑	2018	2019	Overall
☐☐ Drug Discovery		10.9	7.7	16.3
☐☐ General Pharmacology, Toxicology and Pharmaceutics		5.8	3.9	6.9
☐☐ Pharmaceutical Science		9.6	7.3	13.9
☐☐ Pharmacology		11.2	7.8	16.5
☐☐ Pharmacology, Toxicology and Pharmaceutics (miscellaneous)		8.7	6.4	9.7
☐☐ Toxicology		12.2	8.0	18.1

Metric 1: Citations per Publication 

Types of publications included: Articles and reviews. Self-citations included: yes.

Authorship type:

Metric 2: Publication Year

Physics and Astronomy AR


Year range: 2012 to 2019 · Data source: Scopus, up to 29 Sep 2021 ·

Entity	↑	2012	2013	2014	2015	2016	2017
☐☐ Acoustics and Ultrasonics		17.3	16.6	15.7	13.1	11.8	11.3
☐☐ Astronomy and Astrophysics		33.7	31.2	26.3	23.4	20.3	16.5
☐☐ Atomic and Molecular Physics, and Optics		20.5	18.0	17.3	15.6	14.4	12.5
☐☐ Condensed Matter Physics		22.0	20.1	19.0	16.9	14.9	13.2
☐☐ General Physics and Astronomy		27.7	26.4	26.4	24.0	20.7	18.1
☐☐ Instrumentation		16.4	15.4	16.1	14.3	13.0	12.3
☐☐ Nuclear and High Energy Physics		23.7	19.2	18.2	15.8	12.4	10.4
☐☐ Physics and Astronomy (miscellaneous)		25.2	22.4	20.5	18.1	15.7	13.0
☐☐ Radiation		17.2	14.5	12.7	11.2	10.0	8.9
☐☐ Statistical and Nonlinear Physics		15.5	14.3	13.0	11.3	10.0	8.6
☐☐ Surfaces and Interfaces		27.3	24.8	23.0	20.0	17.6	15.7

Physics and Astronomy AR

Year range: 2012 to 2019 · Data source: Scopus, up to 29 Sep 2021 ·

Entity	↑	2018	2019	Overall
Acoustics and Ultrasonics		8.3	5.5	12.2
Astronomy and Astrophysics		13.3	8.4	21.1
Atomic and Molecular Physics, and Optics		10.3	6.9	14.0
Condensed Matter Physics		10.9	7.6	15.3
General Physics and Astronomy		14.5	9.8	20.5
Instrumentation		10.3	6.6	12.3
Nuclear and High Energy Physics		8.4	5.8	14.6
Physics and Astronomy (miscellaneous)		10.8	6.9	16.5
Radiation		6.7	4.6	10.7
Statistical and Nonlinear Physics		6.5	4.9	10.4
Surfaces and Interfaces		13.2	9.4	18.3

Metric 1: Citations per Publication 

Types of publications included: Articles and reviews. Self-citations included: yes.

Authorship type:

Metric 2: Publication Year

Psychology AR

Year range: 2012 to 2019 · Data source: Scopus, up to 29 Sep 2021 ·

Metric 1: Citations per Publication 

Types of publications included: Articles and reviews. Self-citations included: yes.

Authorship type:

Metric 2: Publication Year

Social Sciences AR

Year range: 2012 to 2019 · Data source: Scopus, up to 29 Sep 2021 ·

Entity	↑	2012	2013	2014	2015	2016	2017
Anthropology		13.5	10.9	9.2	7.9	6.2	4.9
Archeology		11.7	10.5	8.5	7.4	6.0	4.9
Communication		15.5	12.8	11.6	10.6	9.2	7.5
Cultural Studies		5.7	5.0	4.4	4.2	3.2	2.5
Demography		18.2	16.9	14.5	12.0	9.4	7.6
Development		18.6	17.2	15.6	14.3	12.2	10.0
Education		14.2	13.5	12.0	10.6	8.7	7.2
Gender Studies		15.0	12.4	10.9	9.3	7.8	6.1
General Social Sciences		11.8	11.2	8.6	7.5	6.7	6.5
Geography, Planning and Development		16.8	16.1	14.8	14.0	11.9	10.6
Health (social science)		16.3	15.2	14.6	12.3	10.9	8.0
Human Factors and Ergonomics		24.0	21.2	19.6	18.0	16.0	13.5
Law		10.7	9.6	8.6	7.3	6.2	5.1
Library and Information Sciences		14.0	12.8	12.6	11.6	11.6	9.4
Life-span and Life-course Studies		28.1	24.2	20.5	17.7	14.4	11.5

Social Sciences AR

Entity	↑	2012	2013	2014	2015	2016	2017
☐☐ Linguistics and Language		10.1	8.9	7.7	6.5	5.2	4.3
☐☐ Political Science and International Relations		10.5	9.5	8.5	7.4	6.0	5.0
☐☐ Public Administration		15.2	14.3	13.2	11.3	9.6	7.9
☐☐ Safety Research		14.3	13.7	14.4	12.2	10.5	10.1
☐☐ Social Sciences (miscellaneous)		17.8	17.4	14.6	13.1	11.5	8.6
☐☐ Sociology and Political Science		15.6	13.3	11.9	10.4	8.5	7.0
☐☐ Transportation		27.8	25.6	24.3	22.9	20.5	17.5
☐☐ Urban Studies		15.3	14.8	13.5	11.6	10.1	8.2

Social Sciences AR

Year range: 2012 to 2019 · Data source: Scopus, up to 29 Sep 2021 ·

Entity	↑	2018	2019	Overall
Anthropology		3.4	2.2	6.9
Archeology		3.6	2.4	6.5
Communication		6.1	3.4	9.0
Cultural Studies		1.9	1.2	3.3
Demography		5.1	3.6	10.2
Development		7.4	4.2	11.4
Education		5.5	3.5	8.9
Gender Studies		4.7	3.0	8.2
General Social Sciences		4.7	3.1	7.2
Geography, Planning and Development		8.7	5.9	11.5
Health (social science)		7.3	5.0	10.8
Human Factors and Ergonomics		10.7	7.1	15.7
Law		3.9	2.6	6.4
Library and Information Sciences		7.4	4.7	10.4
Life-span and Life-course Studies		8.2	5.5	15.3
Linguistics and Language		3.1	2.0	5.6
Political Science and International Relations		3.7	2.5	6.4
Public Administration		5.6	4.2	9.6
Safety Research		7.4	5.4	10.3
Social Sciences (miscellaneous)		6.5	4.0	11.1

Social Sciences AR

Entity	↑	2018	2019	Overall
🗄 Sociology and Political Science		5.2	3.5	9.0
🗄 Transportation		13.1	9.5	18.6
🗄 Urban Studies		6.6	4.6	9.8

Metric 1: Citations per Publication 

Types of publications included: Articles and reviews. Self-citations included: yes.

Authorship type:

Metric 2: Publication Year

Veterinary AR


Year range: 2012 to 2019 · Data source: Scopus, up to 29 Sep 2021 ·

Entity	↑	2012	2013	2014	2015	2016	2017
🗄 Equine		15.4	12.7	12.0	10.6	10.6	7.7
🗄 Food Animals		15.4	14.0	12.5	11.2	10.4	8.2
🗄 General Veterinary		11.7	10.8	9.7	9.0	7.3	6.0
🗄 Small Animals		11.9	10.0	9.5	9.2	10.2	7.1
🗄 Veterinary (miscellaneous)		15.3	15.2	14.3	14.3	11.8	11.6

Veterinary AR

Year range: 2012 to 2019 · Data source: Scopus, up to 29 Sep 2021 ·

Entity	↑	2018	2019	Overall
🗄 Equine		5.7	4.7	9.8
🗄 Food Animals		6.6	4.6	10.3
🗄 General Veterinary		4.7	3.2	7.8
🗄 Small Animals		5.2	4.0	8.4
🗄 Veterinary (miscellaneous)		8.7	5.5	11.8

Metric 1: Citations per Publication 

Types of publications included: Articles and reviews. Self-citations included: yes.

Authorship type:

Metric 2: Publication Year