

SURVEY

**Knowledge and social
use of Valencian**

Summary of results

2021

1/KNOWLEDGE

2/USE

3/FUTURE
PROSPECTS**KNOWLEDGE**

_Knowledge of Valencian by area of linguistic predominance	6
_Knowledge of Valencian by region	7
_Knowledge of Valencian by region [n=6.157]	8
_Knowledge of Valencian by age and sex	9
_Knowledge of Valencian by place of birth	10
_Knowledge of Valencian by time of residence in the Comunitat Valenciana	11
_Knowledge of Valencian by educational level	12
_Knowledge of Valencian by main activity	13
_Knowledge of Valencian by employment situation	14
_Knowledge of Valencian by employment situation (continued)	15
_Learning Valencian	16
_Learning Valencian	17
_Learning Valencian in Valencian-speaking and spanish-speaking areas	18
_Language spoken as a child at home	19
_Language in the family setting 1 (from parents and grandparents to the respondent)	19
_Language in the family setting 2 (by the respondent to their children and grandchildren)	20
_Reason for change in language between parents and children	20
_Frequency with which conversations are initiated in Valencian	21
_Change of language if the interlocutor speaks in the other language	21

USE

_Use of Valencian in Valencian-speaking regions	23
---	----

FUTURE PROSPECTS

_Assessment of the use of Valencian	33
_Assessment of the use of Valencian in Valencian-speaking and spanish-speaking areas	34
_Assessment of the use of Valencian in Valencian-speaking regions	35
_Knowledge of the initiatives to promote Valencian and rating	36
_Which other languages are known?	37
_Knowledge of other languages	38

METHODOLOGY



Distribution of the samples: six regions were considered (five Valencian-speaking and one Spanish-speaking), for each of which an independent sample was designed:

- **Alicante region:** El Baix Vinalopó, L'Alacantí, Les Valls del Vinalopó, La Marina Baixa.
- **Alcoy-Gandia region:** La Marina Alta, El Comtat, L'Alcoià, La Vall d'Albaida, La Safor.
- **València city and metropolitan area:** València, L'Horta Nord, L'Horta Oest, L'Horta Sud.
- **Valencia region:** La Ribera Baixa, La Ribera Alta, La Costera, El Camp de Túria, El Camp de Morvedre.
- **Castellón region:** La Plana Baixa, La Plana Alta, L'Alcalatén, L'Alt Maestrat, El Baix Maestrat, Els Ports.
- **Spanish-speaking region**, which is divided into two subregions:
 - _ Requena-Segorbe: el Alto Mijares, el Alto Palancia, el Rincón de Ademuz, los Serranos, la Hoya de Buñol, la Plana de Utiel-Requena, el Valle de Cofrentes-Ayora, la Canal de Navarrés.
 - _ Orihuela: el Alto Vinalopó, el Vinalopó Medio, la Vega Baja.

1/KNOWLEDGE

2/USE

3/FUTURE
PROSPECTS

>

METHODOLOGY

Population: persons aged 15 years and over, resident in the Comunitat Valenciana, based on the Municipal Register of Inhabitants for 2020.

Statistical margin of error: the size of the sample allows us to work with a statistical margin of error of $\pm 1.16\%$ for the weighted set and $\pm 3\%$ for each region.

Confidence interval: 95.5 %

Sample size: 7,171 telephone interviews

Sample stratification: based on four criteria for stratifying the population:

- Sex:
 - Male
 - Female
- Age
 - From 15 to 24 years
 - From 25 to 34 years
 - From 35 to 44 years
 - From 45 to 54 years
 - From 55 to 64 years
 - Aged 65 and over
- Size of the municipality
 - 10,000 inhabitants or less
 - From 10,001 to 25,000 inhabitants
 - From 25,001 to 100,000 inhabitants
 - More than 100,000 inhabitants
- Regions (see the map on page 4)
 - Alicante region (1,296 surveys)
 - Alcoy-Gandia region (921 surveys)

- Valencia region (864 surveys)
- Castellón region (776 surveys)
- València city and metropolitan area (2,300 surveys)
- Spanish-speaking region (Requena-Segorbe subregion and Orihuela subregion, 1,014 surveys)

Selection of the ultimate sampling unit: systematic random sampling from the database drawn up randomly and stratified by age, sex, county and size of municipality by the Institut Valencià d'Estadística (IVE), an initial base of 8,959 registers and a supplementary base of 26,799 registers to substitute for the main registers. Before the calls were made, a letter was sent to each of the addresses to inform them that they had been randomly selected to participate in the study and to inform them of the day on which the telephone interview would take place.

Completion of fieldwork: from October to December 2021.

Fieldwork: Invest Group, SL.

Methodological note: in relation to the other questionnaires in the historical series, this questionnaire has been modernised with a view to improving it and facilitating comparisons with the results from other surveys on language knowledge and use in other regions. The main changes include the addition of new questions, the application of filters to some answers and the modification of some questions or answer options. This makes it difficult to compare some questions with previous time series.

In the following tables, the sample size has been omitted when it is 7,171 (total sample) or 6,157 (sample of the Valencian-speaking area), it is only expressed when it is lower than the total sample (or the sample of the Valencian-speaking area if the table refers only to this area), with the indication [n=x].

All the figures on the following pages are percentages, unless otherwise stated.

1/KNOWLEDGE

2/USE

3/FUTURE
PROSPECTS

1/**KNOWLEDGE**2/**USE**3/**FUTURE
PROSPECTS****KNOWLEDGE**

_Knowledge of Valencian by area of linguistic predominance	6
_Knowledge of Valencian by region	7
_Knowledge of Valencian by region [n=6.157]	8
_Knowledge of Valencian by age and sex	9
_Knowledge of Valencian by place of birth	10
_Knowledge of Valencian by time of residence in the Comunitat Valenciana	11
_Knowledge of Valencian by educational level	12
_Knowledge of Valencian by main activity	13
_Knowledge of Valencian by employment situation	14
_Knowledge of Valencian by employment situation (continued)	15
_Learning Valencian	16
_Learning Valencian	17
_Learning Valencian in Valencian-speaking and spanish-speaking areas	18
_Language spoken as a child at home	19
_Language in the family setting 1 (from parents and grandparents to the respondent)	19
_Language in the family setting 2 (by the respondent to their children and grandchildren)	20
_Reason for change in language between parents and children	20
_Frequency with which conversations are initiated in Valencian	21
_Change of language if the interlocutor speaks in the other language	21

USE

_Use of Valencian in Valencian-speaking regions	23
---	----

FUTURE PROSPECTS

_Assessment of the use of Valencian	33
_Assessment of the use of Valencian in Valencian-speaking and spanish-speaking areas	34
_Assessment of the use of Valencian in Valencian-speaking regions	35
_Knowledge of the initiatives to promote Valencian and rating	36
_Which other languages are known?	37
_Knowledge of other languages	38


KNOWLEDGE OF VALENCIAN BY AREA OF LINGUISTIC PREDOMINANCE

1/KNOWLEDGE

2/USE

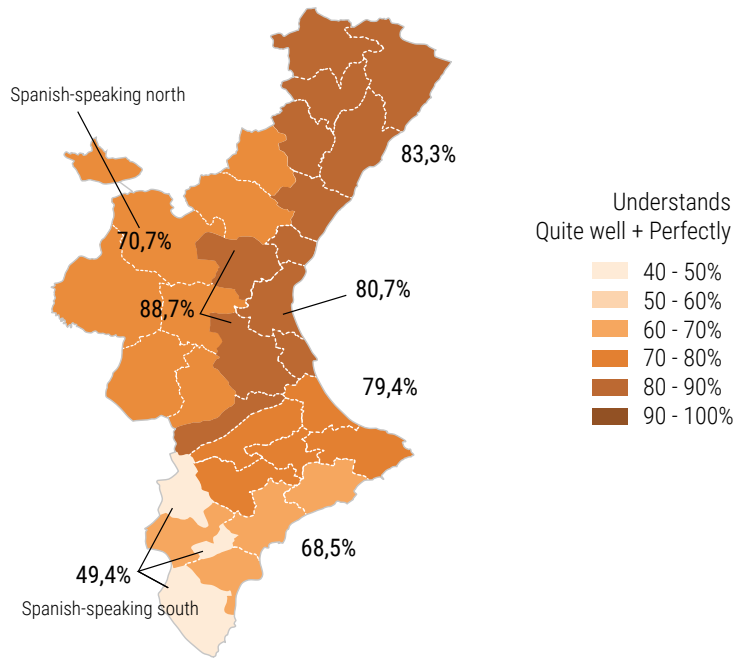
3/FUTURE PROSPECTS

	TOTAL	Valencian-speaking area	Spanish-speaking area
<i>Understands</i>			
Not at all	7,1	5,8	14,9
A little	17,0	14,7	31,0
Quite well	27,0	26,1	32,8
Perfectly	48,8	53,3	21,2
Don't know	0,1	0,1	0,1
<i>Knows how to speak</i>			
Not at all	31,3	28,2	50,6
A little	17,9	16,7	25,2
Quite well	22,0	22,8	16,6
Perfectly	28,6	32,1	7,6
Don't know	0,2	0,2	0,0
<i>Knows how to read</i>			
Not at all	34,1	30,9	53,2
A little	8,6	8,1	11,8
Quite well	23,6	23,9	22,0
Perfectly	33,6	37,0	13,0
Don't know	0,1	0,1	0,0
<i>Knows how to write</i>			
Not at all	42,7	39,3	62,9
A little	16,2	16,0	17,5
Quite well	24,7	26,4	14,8
Perfectly	16,1	18,0	4,7
Don't know	0,3	0,3	0,1

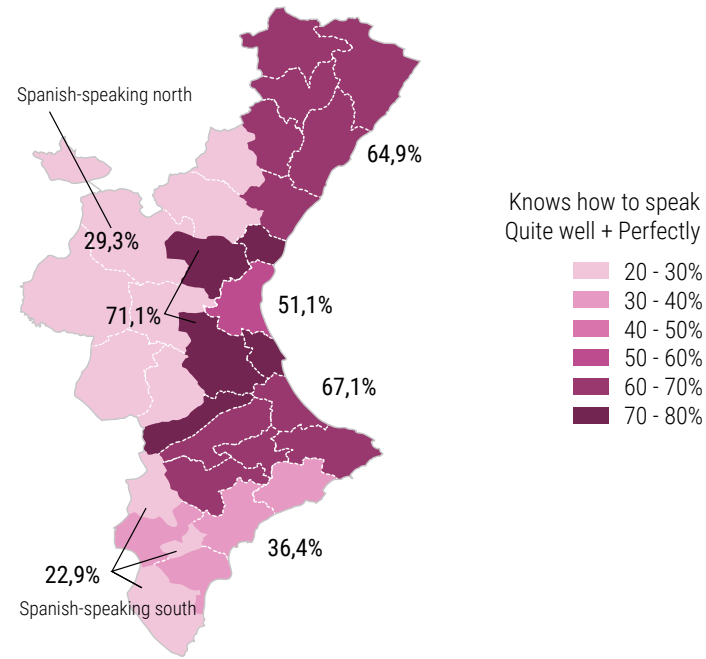


KNOWLEDGE OF VALENCIAN BY REGION

Understands



Knows how to speak




Alicante region
 Alcoy-Gandia region
 València city and metropolitan area
 Valencia region
 Castellón region

Alicante region
 Alcoy-Gandia region
 València city and metropolitan area
 Valencia region
 Castellón region

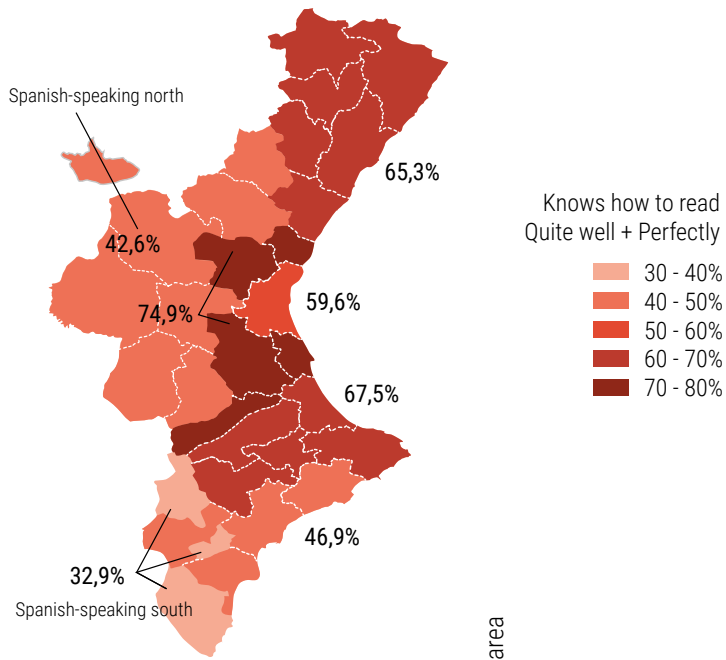
Understands					
	Alicante region	Alcoy-Gandia region	València city and metropolitan area	Valencia region	Castellón region
Not at all	9,2	9,7	4,0	2,8	4,6
A little	22,2	10,9	15,1	8,4	12,1
Quite well	31,0	17,8	29,8	20,4	23,0
Perfectly	37,5	61,6	50,9	68,3	60,3
Don't know	0,1	0,0	0,2	0,1	0,0

Knows how to speak					
	Alicante region	Alcoy-Gandia region	València city and metropolitan area	Valencia region	Castellón region
Not at all	42,4	23,1	28,0	16,0	24,5
A little	21,1	9,6	20,5	12,8	10,5
Quite well	18,5	20,1	26,9	21,4	22,8
Perfectly	17,9	47,0	24,2	49,7	42,1
Don't know	0,1	0,2	0,4	0,1	0,1



KNOWLEDGE OF VALENCIAN BY REGION [n=6.157]

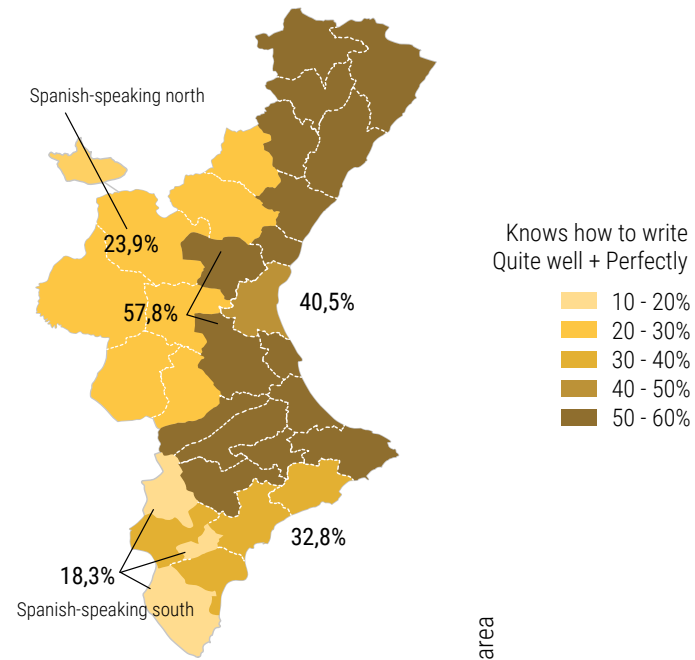
Knows how to read



Alicante region
Alcoy-Gandia region
València city and metropolitan area
Valencia region
Castellón region

Knows how to read					
Not at all	44,8	24,9	30,9	19,4	27,6
A little	8,3	7,6	9,3	5,8	7,1
Quite well	21,1	25,3	24,7	25,3	23,2
Perfectly	25,8	42,2	34,9	49,5	42,1
Don't know	0,0	0,0	0,2	0,0	0,0

Knows how to write



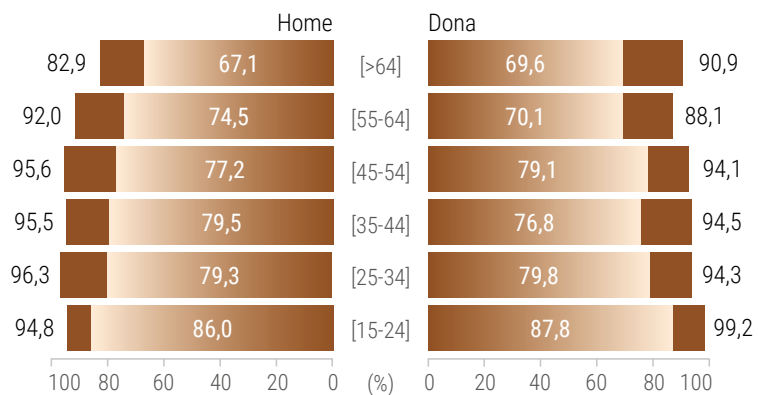
Alicante region
Alcoy-Gandia region
València city and metropolitan area
Valencia region
Castellón region

Knows how to write					
Not at all	51,2	33,3	40,7	28,1	35,5
A little	15,8	14,1	18,2	14,1	14,2
Quite well	21,2	30,3	24,8	32,0	28,7
Perfectly	11,6	22,2	15,7	25,8	21,5
Don't know	0,2	0,1	0,6	0,0	0,1

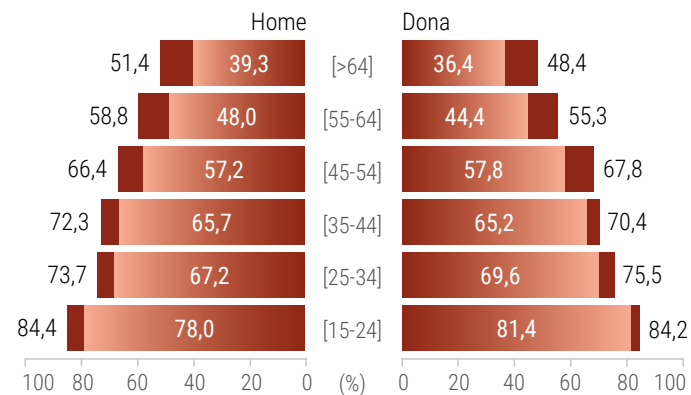


KNOWLEDGE OF VALENCIAN BY AGE AND SEX

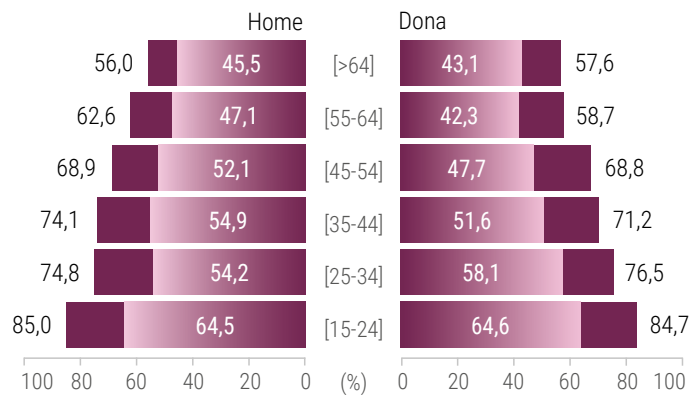
Understands



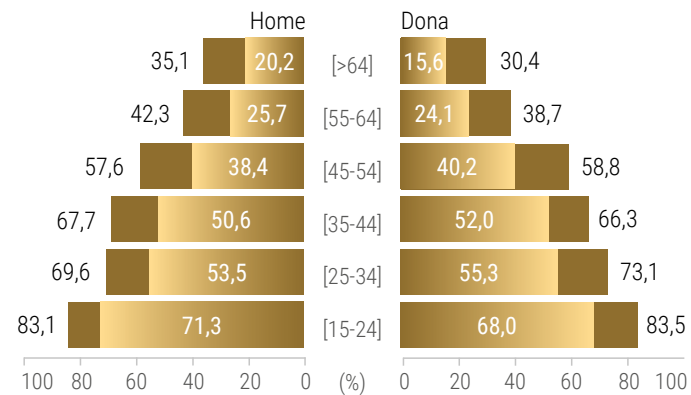
Knows how to read



Knows how to speak



Knows how to write



A little + Quite well + Perfectly: Understands Knows how to speak
 Quite well + Perfectly: Understands Knows how to speak

A little + Quite well + Perfectly: Knows how to write Knows how to read
 Quite well + Perfectly: Knows how to write Knows how to read

KNOWLEDGE OF VALENCIAN BY PLACE OF BIRTH

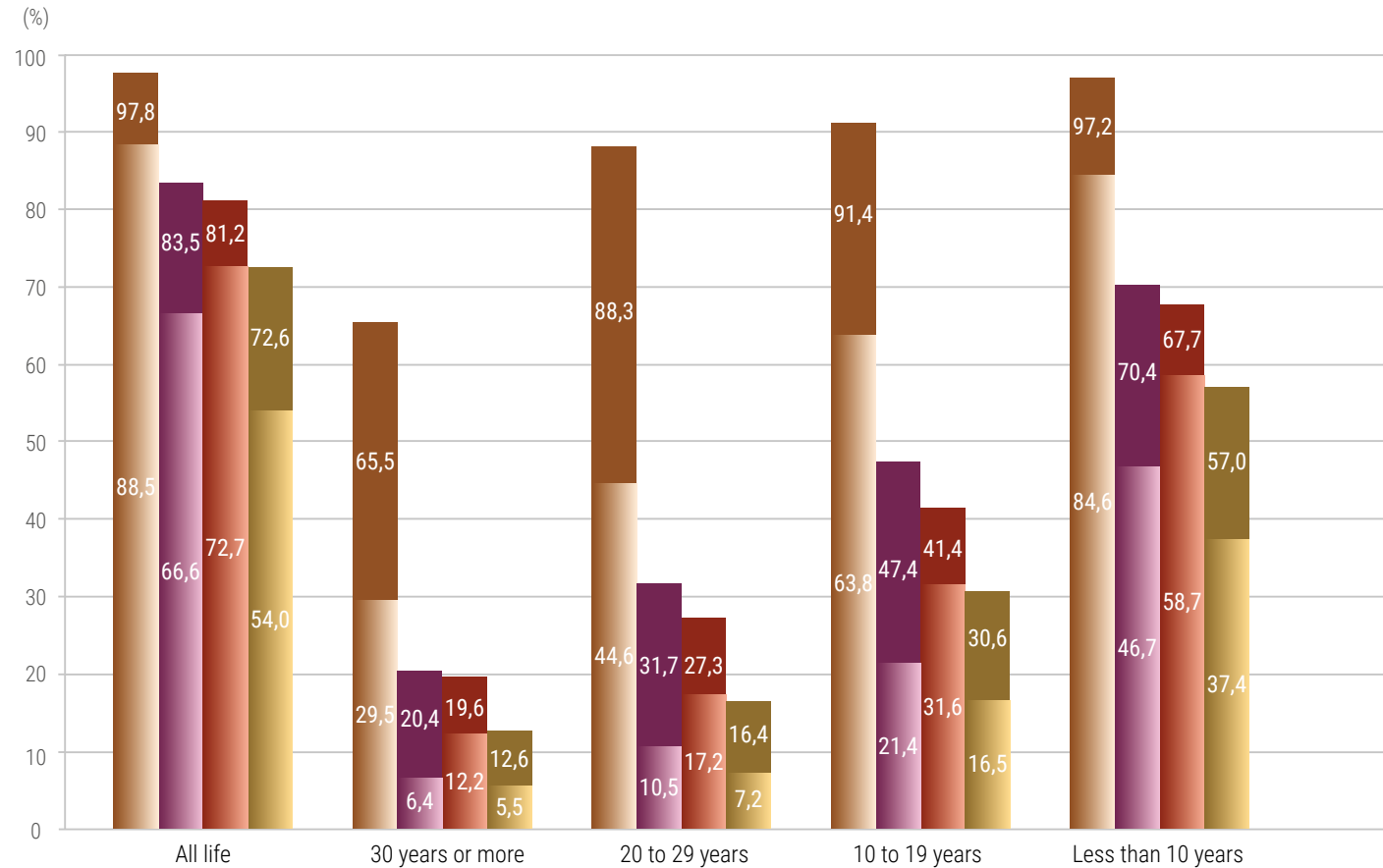
1/KNOWLEDGE

2/USE

3/FUTURE
PROSPECTS

	Valencian-speaking area, Balearic Islands and Catalonia	Spanish-speaking area	Outside the Comunitat Valenciana
<i>Understands</i>			
Not at all	1,9	3,2	17,7
A little	8,1	20,0	32,9
Quite well	25,1	31,1	30,1
Perfectly	64,9	45,2	19,2
Don't know	-	0,5	0,1
<i>Knows how to speak</i>			
Not at all	14,7	28,8	62,5
A little	16,3	22,1	20,0
Quite well	27,6	23,0	11,6
Perfectly	41,3	26,1	5,6
Don't know	0,1	-	0,3
<i>Knows how to read</i>			
Not at all	17,1	31,8	66,0
A little	8,2	9,4	9,0
Quite well	28,5	29,7	14,0
Perfectly	46,2	28,6	11,0
Don't know	-	0,5	-
<i>Knows how to write</i>			
Not at all	24,9	43,7	75,6
A little	19,0	16,8	10,8
Quite well	33,0	24,5	9,6
Perfectly	22,9	14,4	3,6
Don't know	0,2	0,6	0,4

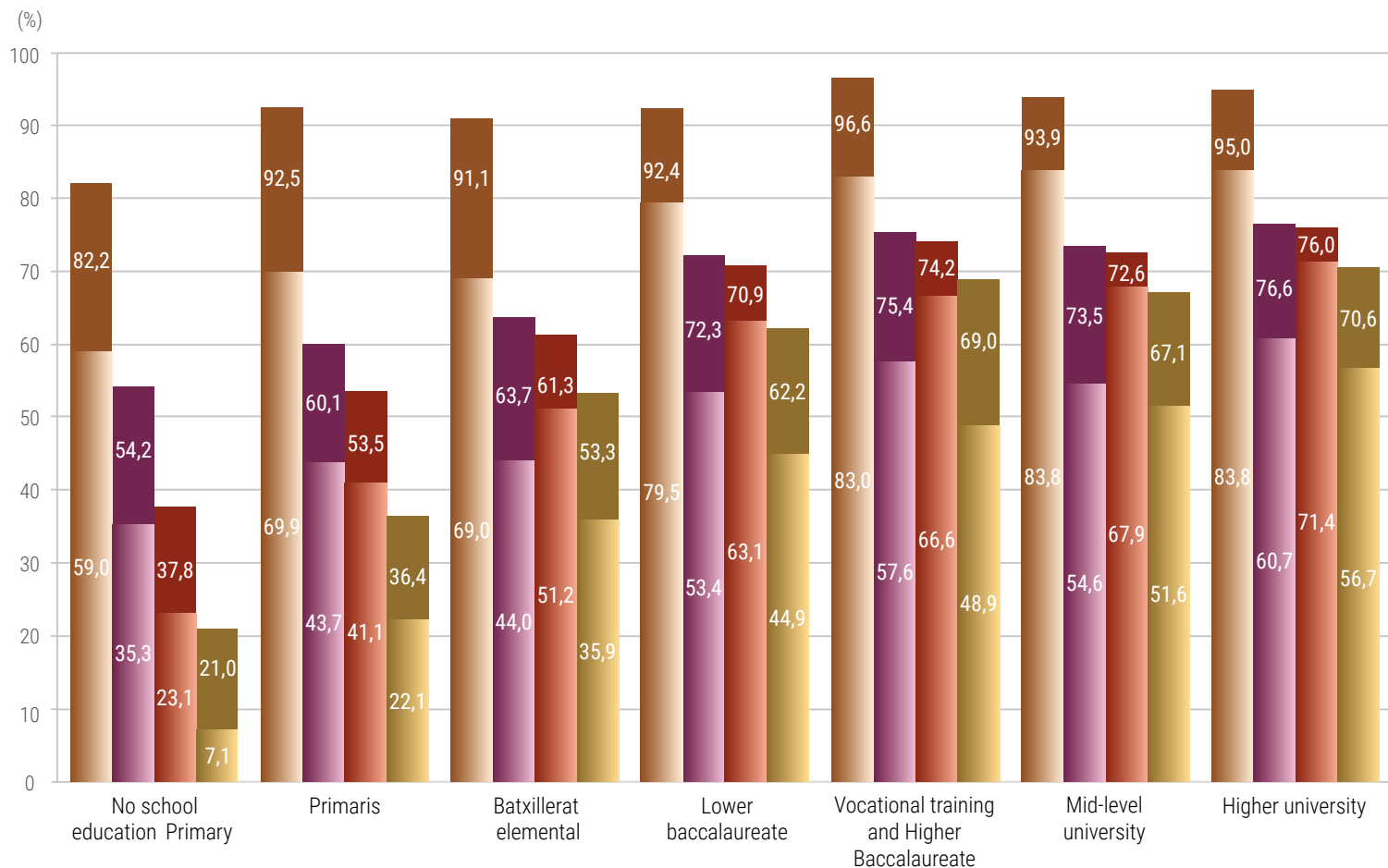
KNOWLEDGE OF VALENCIAN BY TIME OF RESIDENCE IN THE COMUNITAT VALENCIANA



A little + Quite well + Perfectly: Understands Knows how to speak Knows how to read Knows how to write
 Quite well + Perfectly: Understands Knows how to speak Knows how to read Knows how to write



KNOWLEDGE OF VALENCIAN BY EDUCATIONAL LEVEL



A little + Quite well + Perfectly: Understands Knows how to speak Knows how to read Knows how to write
 Quite well + Perfectly:

KNOWLEDGE OF VALENCIAN BY MAIN ACTIVITY

1/KNOWLEDGE

2/USE

3/FUTURE
PROSPECTS

	Agriculture/ Livestock/Fishing	Industry/Workshop	Construction	Service*	Housework	Student
Understands						
Not at all	9,9	6,6	13,3	6,3	16,4	1,8
A little	21,8	13,6	23,6	15,8	25,1	12,3
Quite well	20,3	26,7	24,3	27,2	28,3	32,5
Perfectly	48,0	53,1	38,8	50,6	29,9	53,4
Don't know	-	-	-	0,1	0,3	-
Knows how to speak						
Not at all	33,7	28,8	43,5	29,9	54,2	15,0
A little	14,9	16,2	15,5	18,5	16,5	20,6
Quite well	19,0	22,1	20,3	22,1	11,0	30,8
Perfectly	32,4	32,9	20,5	29,2	18,3	33,6
Don't know	-	-	0,2	0,3	-	-
Knows how to read						
Not at all	40,0	32,0	47,7	31,9	59,3	15,9
A little	10,6	9,1	12,1	7,9	12,6	6,2
Quite well	22,0	24,6	19,6	24,6	15,3	26,7
Perfectly	27,4	34,2	20,6	35,5	12,8	51,2
Don't know	-	0,1	-	0,1	-	-
Knows how to write						
Not at all	53,5	42,9	59,4	40,4	69,8	17,6
A little	16,7	18,1	14,8	16,7	14,9	13,5
Quite well	17,0	26,7	17,4	25,0	8,8	39,5
Perfectly	12,8	12,0	7,8	17,6	6,5	29,4
Don't know	-	0,3	0,6	0,3	-	-

*Services: commerce, public administration, hospitality, professional services / consulting, other services

KNOWLEDGE OF VALENCIAN BY EMPLOYMENT SITUATION

1/KNOWLEDGE

2/USE

3/FUTURE PROSPECTS

	Business owner with employees	Business owner without employees	Member of a cooperative, in which they work	Permanent paid employee
Understands				
Not at all	10,0	7,2	7,2	4,0
A little	15,2	17,3	32,5	12,3
Quite well	24,0	25,2	19,0	25,7
Perfectly	50,0	50,0	41,3	58,0
Don't know	0,8	0,3	-	-
Knows how to speak				
Not at all	37,2	30,7	53,4	24,2
A little	12,8	21,9	5,5	17,5
Quite well	19,7	20,1	14,3	24,0
Perfectly	30,3	26,9	26,8	34,2
Don't know	-	0,4	-	0,1
Knows how to read				
Not at all	40,5	31,8	58,6	25,7
A little	4,1	12,2	8,4	6,6
Quite well	26,5	24,4	6,1	25,0
Perfectly	28,9	31,6	26,9	42,6
Don't know	-	-	-	0,1
Knows how to write				
Not at all	49,6	41,9	63,4	32,0
A little	13,4	20,0	7,4	17,2
Quite well	26,8	23,3	22,6	28,4
Perfectly	10,2	14,1	6,6	22,2
Don't know	-	0,7	-	0,2

>


KNOWLEDGE OF VALENCIAN BY EMPLOYMENT SITUATION (continued)

1/KNOWLEDGE

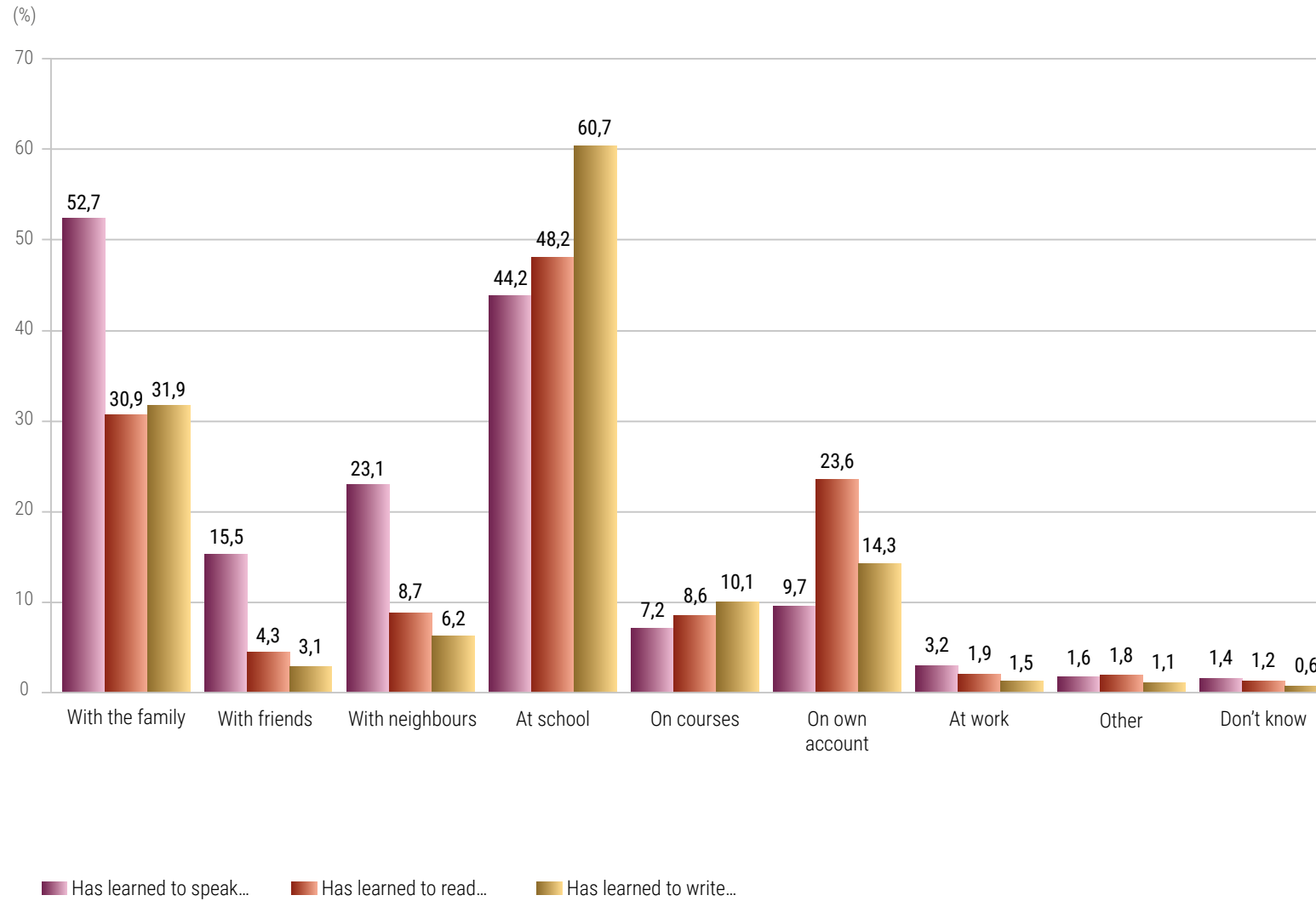
2/USE


3/FUTURE
PROSPECTS

	Temporary paid worker	Unemployed (with or without income support)	Looking for first job	Retired or pensioner
Understands				
Not at all	8,9	7,6	11,0	11,8
A little	20,1	23,7	23,2	21,3
Quite well	28,6	30,6	23,1	25,8
Perfectly	42,3	38,1	40,5	41,1
Don't know	0,1	-	2,2	-
Knows how to speak				
Not at all	34,8	37,3	32,8	41,9
A little	20,1	22,9	18,9	13,4
Quite well	23,7	21,4	28,4	15,6
Perfectly	21,2	18,4	17,8	28,7
Don't know	0,2	-	2,1	0,4
Knows how to read				
Not at all	36,3	40,3	36,2	48,7
A little	9,2	8,7	5,8	12,0
Quite well	21,5	25,3	21,3	21,6
Perfectly	33,0	25,7	34,5	17,7
Don't know	-	-	2,2	-
Knows how to write				
Not at all	41,9	51,7	38,6	64,9
A little	17,7	14,9	10,8	15,3
Quite well	26,8	22,4	29,1	13,6
Perfectly	13,6	10,8	17,7	5,5
Don't know	-	0,2	3,8	0,7

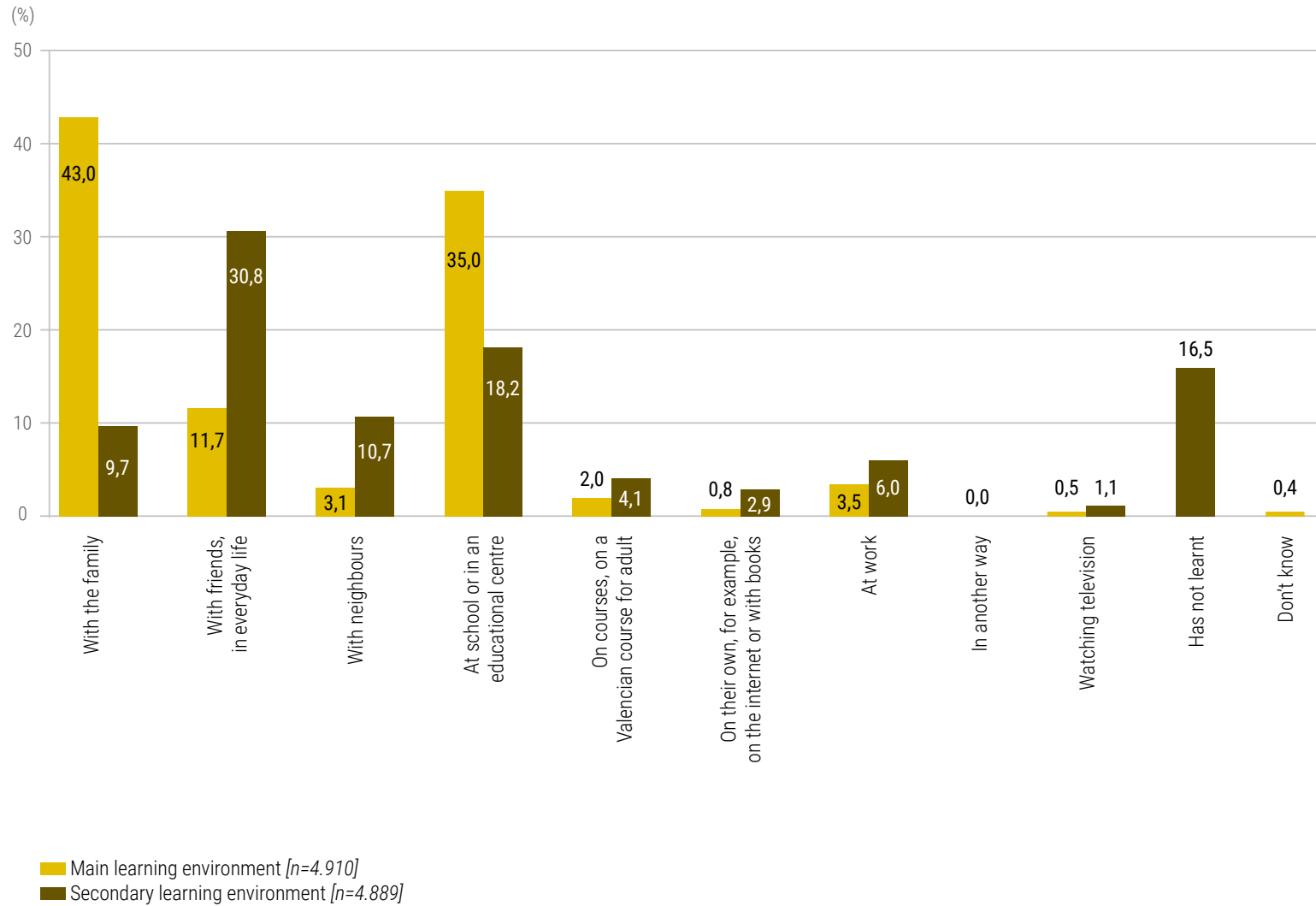


LEARNING VALENCIAN



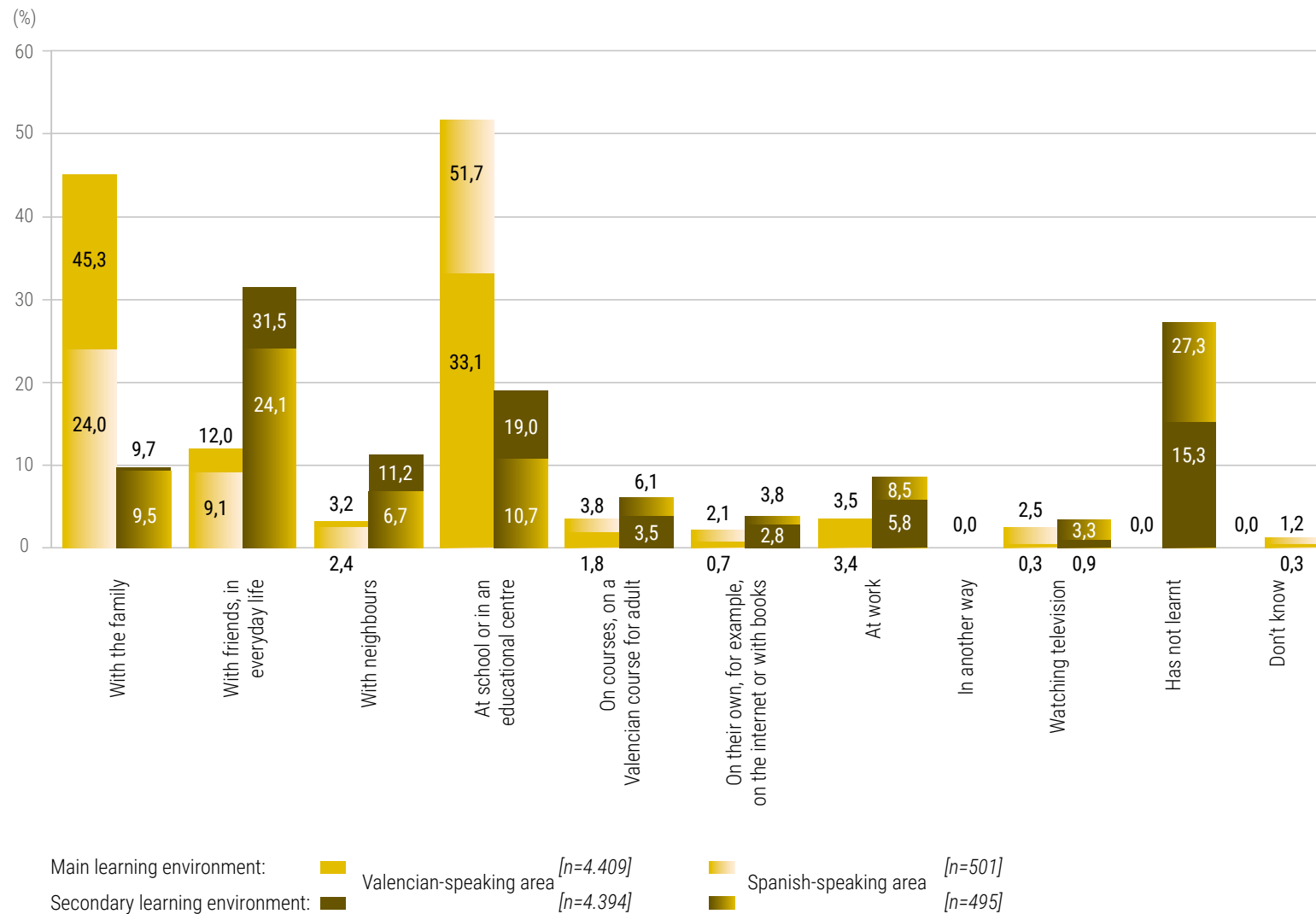



LEARNING VALENCIAN



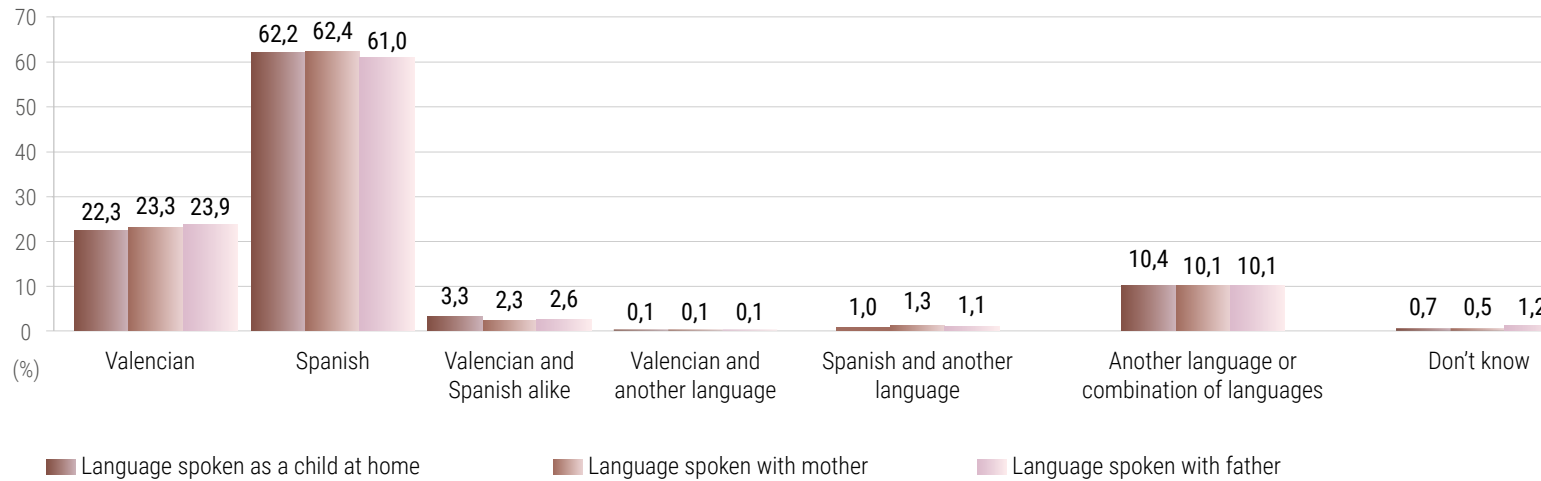


LEARNING VALENCIAN IN VALENCIAN-SPEAKING AND SPANISH-SPEAKING AREAS

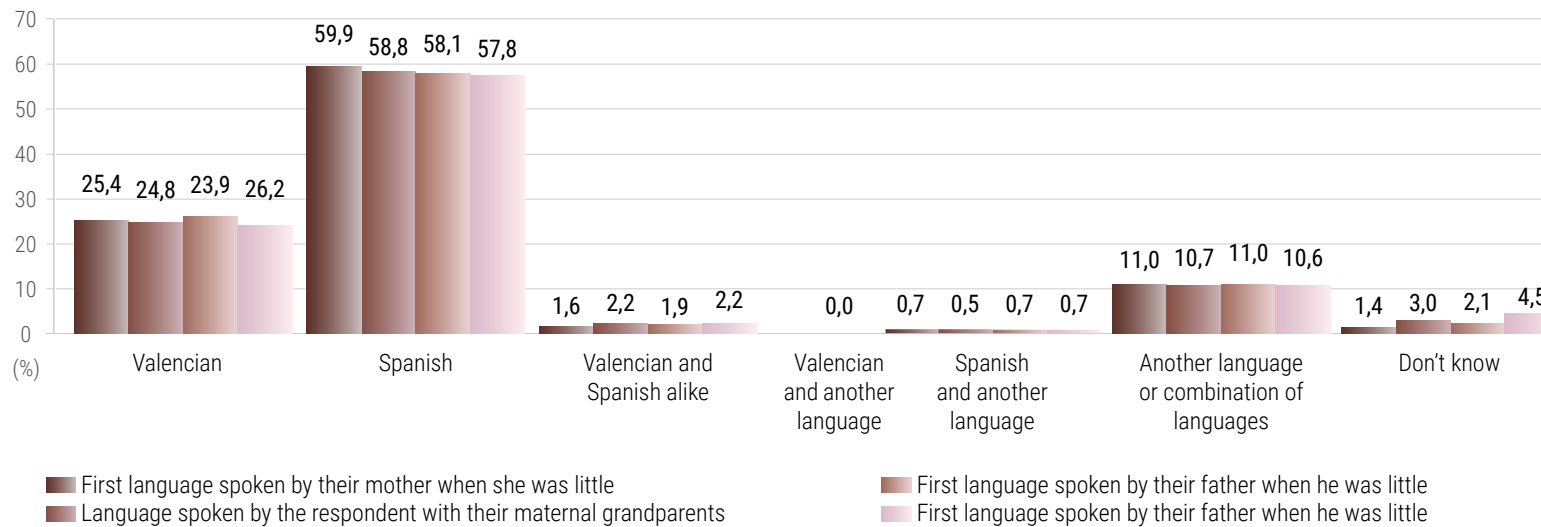




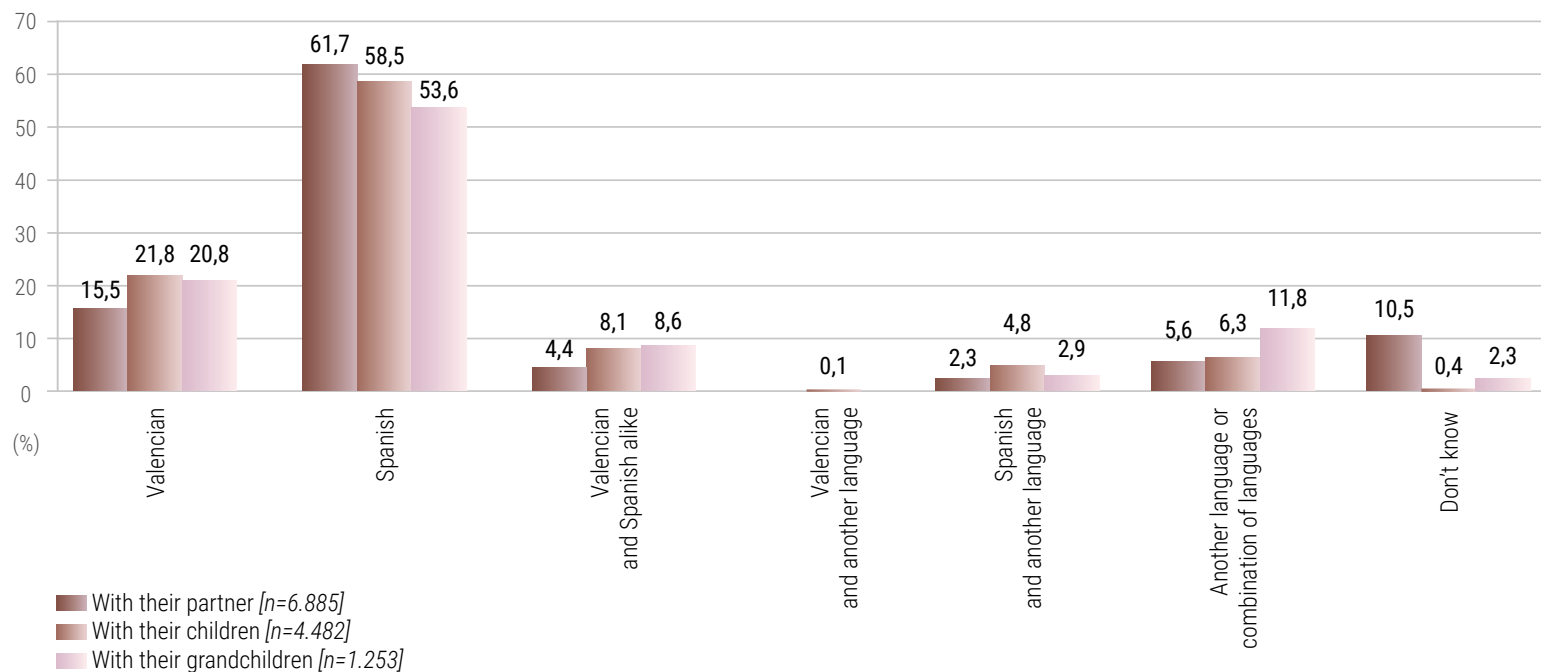
LANGUAGE SPOKEN AS A CHILD AT HOME



**LANGUAGE IN THE FAMILY SETTING 1
(FROM PARENTS AND GRANDPARENTS TO THE RESPONDENT)**




LANGUAGE IN THE FAMILY SETTING 2 (BY THE RESPONDENT TO THEIR CHILDREN AND GRANDCHILDREN)

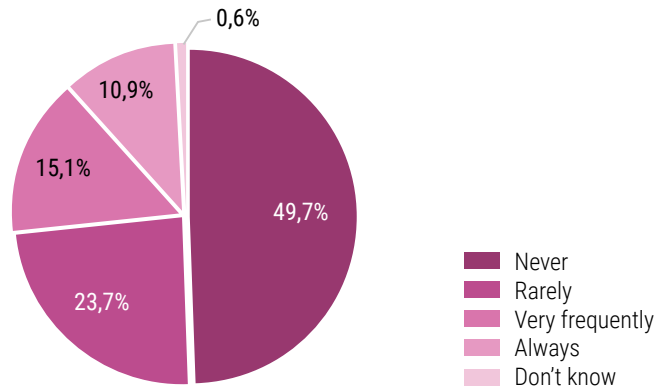


REASON FOR CHANGE IN LANGUAGE BETWEEN PARENTS AND CHILDREN

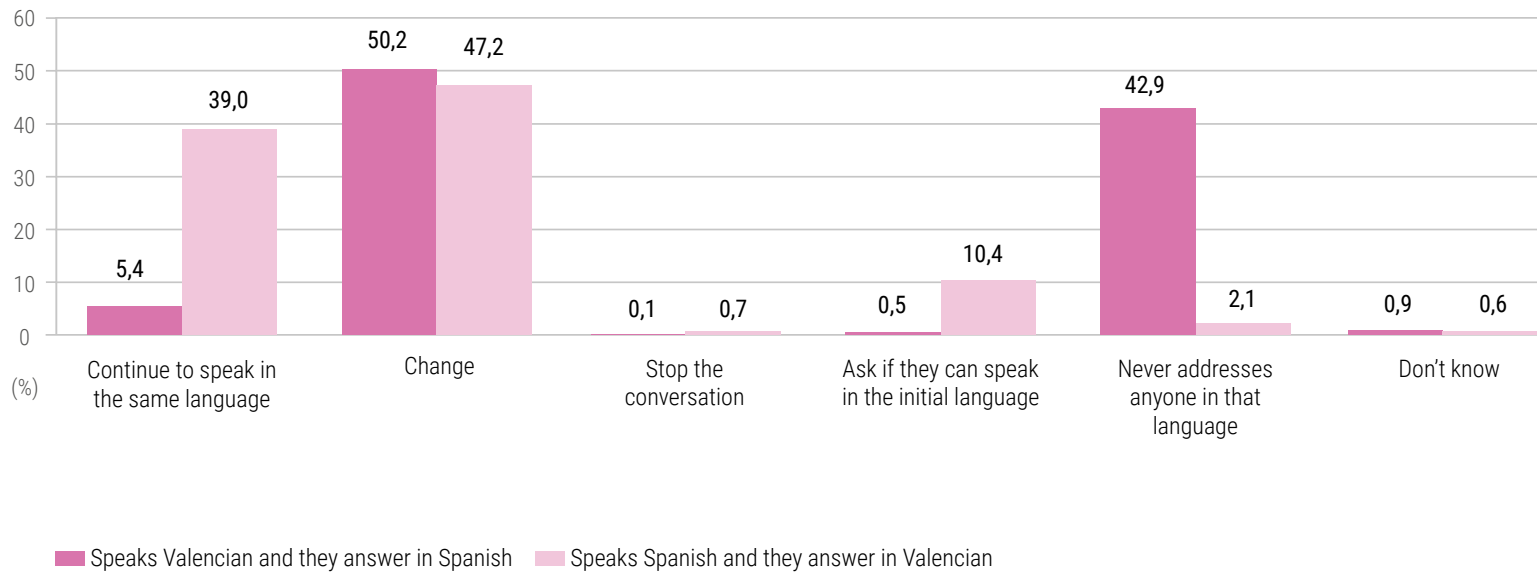
	Valencian [n=180]	Spanish [n=560]	Both languages (Valencian and Spanish) [n=468]
Language spoken with children			
Because it is a very important language	17,0	18,3	15,0
Because it is normal if you live in the Comunitat Valenciana	28,9	18,4	21,3
Because it is how they talk to their partner	26,7	13,1	16,5
Because it is important for their children's education	7,3	14,2	13,7
Other reasons	6,5	9,7	13,7
Don't know	13,6	26,3	19,8



FREQUENCY WITH WHICH CONVERSATIONS ARE INITIATED IN VALENCIAN



CHANGE OF LANGUAGE IF THE INTERLOCUTOR SPEAKS IN THE OTHER LANGUAGE



1/KNOWLEDGE

2/USE

3/FUTURE
PROSPECTS



KNOWLEDGE

- _Knowledge of Valencian by area of linguistic predominance6
- _Knowledge of Valencian by region7
- _Knowledge of Valencian by region [n=6.157]8
- _Knowledge of Valencian by age and sex9
- _Knowledge of Valencian by place of birth10
- _Knowledge of Valencian by time
of residence in the Comunitat Valenciana11
- _Knowledge of Valencian by educational level12
- _Knowledge of Valencian by main activity13
- _Knowledge of Valencian by employment situation14
- _Knowledge of Valencian by employment situation (continued)15
- _Learning Valencian16
- _Learning Valencian17
- _Learning Valencian in Valencian-speaking
and spanish-speaking areas18
- _Language spoken as a child at home19
- _Language in the family setting 1
(from parents and grandparents to the respondent)19
- _Language in the family setting 2
(by the respondent to their children and grandchildren)20
- _Reason for change in language between parents and children20
- _Frequency with which conversations are initiated in Valencian21
- _Change of language if the interlocutor speaks in the other language21

USE

- _Use of Valencian in Valencian-speaking regions23

FUTURE PROSPECTS

- _Assessment of the use of Valencian33
- _Assessment of the use of Valencian
in Valencian-speaking and spanish-speaking areas34
- _Assessment of the use of Valencian in Valencian-speaking regions35
- _Knowledge of the initiatives to promote Valencian and rating36
- _Which other languages are known?37
- _Knowledge of other languages38

USE OF VALENCIAN IN VALENCIAN-SPEAKING REGIONS

1/KNOWLEDGE

2/USE

3/FUTURE
PROSPECTS

	Valencian-speaking area	Alicante region	Alcoy-Gandia region	València city and metropolitan area	Valencia region	Castellón region
Language spoken at home						
Always Valencian	19,5	7,5	37,9	10,3	35,2	27,5
Generally Valencian	2,0	1,2	3,5	0,9	3,2	3,3
More Valencian than Spanish	1,6	0,7	1,9	1,3	2,9	2,2
Interchangeable	7,5	5,5	10,6	6,4	8,4	9,5
More Spanish than Valencian	4,4	3,5	5,4	4,7	4,3	4,0
Generally Spanish	2,2	2,6	0,9	2,8	1,7	1,8
Always Spanish	56,0	70,0	28,2	69,2	40,1	43,8
Other languages	5,8	7,7	10,7	3,5	3,3	6,9
Don't know	1,0	1,3	0,9	0,9	0,9	1,0

	Valencian-speaking area	Alicante region	Alcoy-Gandia region	València city and metropolitan area	Valencia region	Castellón region
Language spoken with friends						
Always Valencian	13,0	4,0	27,7	5,8	24,9	18,5
Generally Valencian	4,5	2,2	8,2	2,5	7,4	6,6
More Valencian than Spanish	2,9	1,5	5,5	1,9	4,2	3,7
Interchangeable	14,7	10,9	20,1	13,8	16,1	15,4
More Spanish than Valencian	6,7	6,6	5,2	7,7	5,8	6,7
Generally Spanish	3,4	3,0	2,0	4,6	2,8	2,9
Always Spanish	51,5	66,8	25,7	61,4	37,3	43,0
Other languages	2,8	4,5	5,0	1,8	0,9	2,7
Don't know	0,5	0,5	0,6	0,5	0,6	0,5

>

USE OF VALENCIAN IN VALENCIAN-SPEAKING REGIONS

1/KNOWLEDGE

2/USE

3/FUTURE
PROSPECTS

	Valencian-speaking area	Alicante region	Alcoy-Gandia region	València city and metropolitan area	Valencia region	Castellón region
Language spoken in traditional shops						
Always Valencian	15,4	5,0	32,5	6,5	31,1	21,1
Generally Valencian	4,2	2,0	6,4	2,7	7,0	6,7
More Valencian than Spanish	2,3	1,2	4,4	1,6	2,1	3,6
Interchangeable	10,8	6,8	15,6	10,8	11,3	11,3
More Spanish than Valencian	4,2	4,5	2,7	4,7	4,7	3,4
Generally Spanish	3,6	2,6	1,3	5,7	3,4	2,4
Always Spanish	57,5	74,7	33,6	66,7	39,0	50,4
Other languages	1,1	2,4	2,8	0,3	0,4	0,2
Don't know	0,9	0,8	0,7	1,0	1,0	0,9

	Valencian-speaking area	Alicante region	Alcoy-Gandia region	València city and metropolitan area	Valencia region	Castellón region
Language spoken in chain stores or supermarkets						
Always Valencian	10,1	2,6	22,5	3,1	21,7	15,7
Generally Valencian	2,5	0,5	4,7	1,7	4,2	3,0
More Valencian than Spanish	1,3	0,8	2,9	0,7	1,7	1,6
Interchangeable	9,7	4,7	16,3	8,0	13,3	11,3
More Spanish than Valencian	4,6	3,6	6,0	3,9	5,1	6,3
Generally Spanish	5,3	4,5	3,6	6,7	5,3	4,4
Always Spanish	64,5	80,3	40,2	74,7	47,3	56,1
Other languages	1,1	2,2	2,8	0,3	0,4	0,2
Don't know	0,9	0,8	1,0	0,9	1,0	1,4

>

USE OF VALENCIAN IN VALENCIAN-SPEAKING REGIONS

1/KNOWLEDGE

2/USE

3/FUTURE
PROSPECTS

	Valencian-speaking area	Alicante region	Alcoy-Gandia region	València city and metropolitan area	Valencia region	Castellón region
Language spoken in the street with strangers						
Always Valencian	10,0	2,9	20,4	4,3	20,3	14,9
Generally Valencian	2,8	0,5	6,5	1,6	5,0	3,3
More Valencian than Spanish	1,2	0,7	2,5	0,6	2,0	1,3
Interchangeable	9,1	5,0	13,1	7,9	12,2	11,5
More Spanish than Valencian	3,2	2,5	4,8	3,2	3,3	2,7
Generally Spanish	5,0	3,6	3,0	7,0	4,0	4,7
Always Spanish	66,6	81,1	45,4	74,3	52,2	60,5
Other languages	1,1	2,7	3,2	0,1	0,0	0,2
Don't know	1,0	1,0	1,1	1,0	1,0	0,9

	Valencian-speaking area	Alicante region	Alcoy-Gandia region	València city and metropolitan area	Valencia region	Castellón region
Language spoken on the street with neighbours						
Always Valencian	14,3	4,2	30,0	6,0	29,5	20,6
Generally Valencian	4,0	1,7	7,2	2,4	7,0	5,2
More Valencian than Spanish	2,4	1,4	4,7	1,0	3,5	3,9
Interchangeable	11,7	9,1	16,8	10,2	12,1	13,9
More Spanish than Valencian	4,6	3,4	4,9	5,7	3,2	4,4
Generally Spanish	3,8	3,6	1,6	5,0	4,5	2,7
Always Spanish	56,4	72,0	28,4	68,2	38,8	48,4
Other languages	1,9	4,0	4,8	0,6	0,2	0,5
Don't know	0,9	0,6	1,6	0,9	1,2	0,4

>

USE OF VALENCIAN IN VALENCIAN-SPEAKING REGIONS

1/KNOWLEDGE

2/USE

3/FUTURE
PROSPECTS

	Valencian-speaking area	Alicante region	Alcoy-Gandia region	València city and metropolitan area	Valencia region	Castellón region
Language spoken at work in internal relations [n=4.721]						
Always Valencian	11,5	3,8	24,7	4,7	23,0	16,4
Generally Valencian	4,2	1,1	9,3	3,3	5,6	5,0
More Valencian than Spanish	3,2	2,4	5,6	2,1	4,0	4,3
Interchangeable	13,4	8,1	19,5	12,7	15,4	15,3
More Spanish than Valencian	6,2	4,9	4,9	7,4	6,5	6,4
Generally Spanish	4,4	3,3	2,7	5,9	5,1	2,6
Always Spanish	54,2	71,9	29,6	61,6	39,0	47,3
Other languages	1,6	2,9	3,2	0,9	0,3	1,3
Don't know	1,3	1,6	0,5	1,4	1,1	1,4

	Valencian-speaking area	Alicante region	Alcoy-Gandia region	València city and metropolitan area	Valencia region	Castellón region
Language spoken at work in external relations [n=2.450]						
Always Valencian	14,2	3,9	29,6	6,3	25,8	22,0
Generally Valencian	2,9	0,5	4,5	1,8	6,1	4,1
More Valencian than Spanish	2,3	1,5	3,8	1,9	2,4	3,1
Interchangeable	11,1	7,6	12,1	10,2	16,6	12,3
More Spanish than Valencian	4,3	2,8	5,3	6,1	2,4	2,6
Generally Spanish	2,6	2,7	1,5	3,6	0,8	2,3
Always Spanish	50,1	64,8	21,7	60,5	37,9	45,4
Other languages	2,3	5,1	4,3	0,7	1,0	1,1
Don't know	10,2	11,1	17,2	8,9	7,0	7,1

>

USE OF VALENCIAN IN VALENCIAN-SPEAKING REGIONS

1/KNOWLEDGE

2/USE

3/FUTURE
PROSPECTS

	Valencian-speaking area	Alicante region	Alcoy-Gandia region	València city and metropolitan area	Valencia region	Castellón region
Language spoken in festival and cultural associations or clubs						
Always Valencian	11,4	3,9	22,9	5,6	23,6	14,0
Generally Valencian	3,7	2,2	6,2	2,3	6,8	3,9
More Valencian than Spanish	1,8	0,9	2,2	1,6	2,5	2,8
Interchangeable	6,8	4,1	9,6	7,0	6,6	8,0
More Spanish than Valencian	2,5	1,4	1,3	3,4	2,7	2,7
Generally Spanish	2,4	2,0	1,3	3,6	1,7	1,5
Always Spanish	34,5	40,6	14,2	45,4	25,9	25,8
Other languages	0,3	0,2	1,3	-	0,1	0,1
Do not take part in any associations	32,6	41,2	37,9	25,9	26,8	37,9
Don't know	4,0	3,5	3,1	5,2	3,3	3,3

	Valencian-speaking area	Alicante region	Alcoy-Gandia region	València city and metropolitan area	Valencia region	Castellón region
Language spoken in sports groups or clubs						
Always Valencian	9,6	2,6	21,5	4,0	19,9	12,4
Generally Valencian	2,8	1,1	4,9	1,5	5,2	4,1
More Valencian than Spanish	1,7	0,7	3,5	1,0	2,5	2,2
Interchangeable	6,1	3,7	9,3	5,9	5,8	7,4
More Spanish than Valencian	2,6	1,6	1,4	3,6	2,9	2,3
Generally Spanish	3,0	2,5	1,4	4,5	1,9	2,4
Always Spanish	36,1	41,2	17,5	47,1	26,8	27,7
Other languages	0,2	0,5	0,8	-	-	-
Do not take part in any associations	33,4	42,2	36,5	26,6	29,9	38,7
Don't know	4,5	3,9	3,2	5,8	5,1	2,8

>

USE OF VALENCIAN IN VALENCIAN-SPEAKING REGIONS

	Valencian-speaking area	Alicante region	Alcoy-Gandia region	València city and metropolitan area	Valencia region	Castellón region
Language spoken when dealing with banks or savings banks						
Always Valencian	14,1	3,8	29,7	6,4	28,5	19,8
Generally Valencian	2,9	1,0	5,8	1,4	4,8	5,0
More Valencian than Spanish	1,2	0,7	3,3	0,6	1,6	1,0
Interchangeable	7,6	3,5	12,4	6,1	10,0	10,9
More Spanish than Valencian	3,0	2,4	3,2	3,1	3,2	3,0
Generally Spanish	3,5	3,3	1,6	5,1	2,4	2,8
Always Spanish	65,2	81,7	38,8	75,9	47,8	56,2
Other languages	1,2	2,7	3,6	0,1	0,0	0,2
Don't know	1,3	0,9	1,6	1,3	1,7	1,1

	Valencian-speaking area	Alicante region	Alcoy-Gandia region	València city and metropolitan area	Valencia region	Castellón region
Language spoken in medical clinics						
Always Valencian	13,4	4,1	29,2	6,1	24,8	19,5
Generally Valencian	2,7	0,8	5,2	1,2	5,5	4,6
More Valencian than Spanish	1,3	0,6	3,3	0,7	1,5	1,4
Interchangeable	8,1	3,6	13,0	6,6	10,7	10,9
More Spanish than Valencian	3,5	2,9	4,0	3,4	3,9	3,5
Generally Spanish	4,0	3,5	2,0	5,5	3,4	3,1
Always Spanish	65,3	81,4	39,0	75,8	49,5	56,2
Other languages	1,1	2,4	3,6	0,1	0,0	0,2
Don't know	0,6	0,7	0,7	0,6	0,7	0,6

>

USE OF VALENCIAN IN VALENCIAN-SPEAKING REGIONS

1/KNOWLEDGE

2/USE

3/FUTURE
PROSPECTS

	Valencian-speaking area	Alicante region	Alcoy-Gandia region	València city and metropolitan area	Valencia region	Castellón region
Language spoken when dealing with the local administration (the city council, the consumer protection office, etc.)						
Always Valencian	18,0	5,9	36,6	9,5	34,2	23,3
Generally Valencian	4,5	2,3	7,5	3,0	6,8	6,4
More Valencian than Spanish	2,0	1,1	3,2	2,1	2,0	1,8
Interchangeable	7,6	4,3	9,3	7,2	8,9	10,3
More Spanish than Valencian	2,5	2,2	2,2	2,8	2,8	2,5
Generally Spanish	2,9	2,0	1,2	4,5	2,4	1,7
Always Spanish	60,4	78,4	35,3	69,9	41,6	52,9
Other languages	1,0	2,5	3,2	0,1	-	0,2
Don't know	1,1	1,3	1,5	0,9	1,3	0,9

	Valencian-speaking area	Alicante region	Alcoy-Gandia region	València city and metropolitan area	Valencia region	Castellón region
Language spoken when dealing with the local administration (the city council, the consumer protection office, etc.)						
Always Valencian	17,1	6,0	33,4	9,3	32,0	22,9
Generally Valencian	4,4	2,2	7,0	3,3	6,4	6,0
More Valencian than Spanish	1,8	0,7	3,3	2,0	1,7	1,3
Interchangeable	7,7	4,8	9,7	7,0	8,9	10,7
More Spanish than Valencian	2,6	2,1	3,0	2,9	2,9	2,0
Generally Spanish	2,9	2,1	1,5	4,4	2,5	1,9
Always Spanish	59,8	77,4	35,0	68,8	41,8	53,2
Other languages	1,0	2,5	2,8	0,1	-	0,2
Don't know	2,7	2,2	4,3	2,2	3,8	1,8

>

USE OF VALENCIAN IN VALENCIAN-SPEAKING REGIONS

1/KNOWLEDGE

2/USE

3/FUTURE
PROSPECTS

	Valencian-speaking area	Alicante region	Alcoy-Gandia region	València city and metropolitan area	Valencia region	Castellón region
Language spoken when dealing with the state administration (in the field of justice, police, etc.)						
Always Valencian	10,6	4,0	21,3	4,8	17,2	18,4
Generally Valencian	2,1	0,9	3,4	1,4	3,7	2,5
More Valencian than Spanish	0,9	0,6	2,0	0,4	1,2	0,9
Interchangeable	6,7	3,2	9,3	6,1	8,2	9,9
More Spanish than Valencian	3,3	2,1	5,2	3,1	4,0	2,8
Generally Spanish	4,8	3,4	4,6	5,6	5,6	4,2
Always Spanish	68,2	81,6	46,9	76,6	56,3	59,7
Other languages	1,0	2,5	3,2	0,1	-	0,2
Don't know	2,4	1,7	4,1	1,9	3,8	1,4

	Valencian-speaking area	Alicante region	Alcoy-Gandia region	València city and metropolitan area	Valencia region	Castellón region
Language used in emails						
Always Valencian	4,5	1,7	10,4	1,3	8,4	7,7
Generally Valencian	2,0	0,4	4,1	0,9	3,9	2,9
More Valencian than Spanish	1,2	0,7	2,5	0,8	1,0	1,7
Interchangeable	10,7	6,0	16,7	9,1	14,6	12,1
More Spanish than Valencian	4,5	4,0	5,4	4,7	3,8	4,1
Generally Spanish	5,2	3,0	5,3	6,2	5,8	5,2
Always Spanish	60,8	72,9	37,5	68,8	50,8	55,7
Other languages	3,4	5,5	8,1	1,8	1,1	1,7
Don't know	7,7	5,8	10,0	6,4	10,6	8,9

>

USE OF VALENCIAN IN VALENCIAN-SPEAKING REGIONS

1/KNOWLEDGE

2/USE

3/FUTURE
PROSPECTS

	Valencian-speaking area	Alicante region	Alcoy-Gandia region	València city and metropolitan area	Valencia region	Castellón region
Language used in private messages (WhatsApp or Telegram)						
Always Valencian	7,8	2,1	18,2	2,7	16,2	10,8
Generally Valencian	3,5	1,1	7,3	2,0	6,3	4,2
More Valencian than Spanish	2,2	1,3	4,6	1,2	3,2	2,9
Interchangeable	12,6	8,2	17,8	11,4	16,2	13,5
More Spanish than Valencian	4,3	4,5	4,1	5,0	2,8	4,0
Generally Spanish	3,5	2,3	1,7	4,7	3,7	3,8
Always Spanish	59,8	72,9	34,7	69,0	46,9	54,6
Other languages	3,4	5,5	8,0	1,5	1,1	2,5
Don't know	2,9	2,1	3,6	2,5	3,6	3,7

1/CONEIXEMENT

2/USE

3/FUTURE
PROSPECTS**KNOWLEDGE**

_Knowledge of Valencian by area of linguistic predominance	6
_Knowledge of Valencian by region	7
_Knowledge of Valencian by region [n=6.157]	8
_Knowledge of Valencian by age and sex	9
_Knowledge of Valencian by place of birth.....	10
_Knowledge of Valencian by time of residence in the Comunitat Valenciana	11
_Knowledge of Valencian by educational level	12
_Knowledge of Valencian by main activity.....	13
_Knowledge of Valencian by employment situation	14
_Knowledge of Valencian by employment situation (continued).....	15
_Learning Valencian	16
_Learning Valencian	17
_Learning Valencian in Valencian-speaking and spanish-speaking areas	18
_Language spoken as a child at home	19
_Language in the family setting 1 (from parents and grandparents to the respondent)	19
_Language in the family setting 2 (by the respondent to their children and grandchildren).....	20
_Reason for change in language between parents and children.....	20
_Frequency with which conversations are initiated in Valencian	21
_Change of language if the interlocutor speaks in the other language.....	21

USE

_Use of Valencian in Valencian-speaking regions	23
---	----

FUTURE PROSPECTS

_Assessment of the use of Valencian.....	33
_Assessment of the use of Valencian in Valencian-speaking and spanish-speaking areas	34
_Assessment of the use of Valencian in Valencian-speaking regions.....	35
_Knowledge of the initiatives to promote Valencian and rating	36
_Which other languages are known?	37
_Knowledge of other languages	38

ASSESSMENT OF THE USE OF VALENCIAN

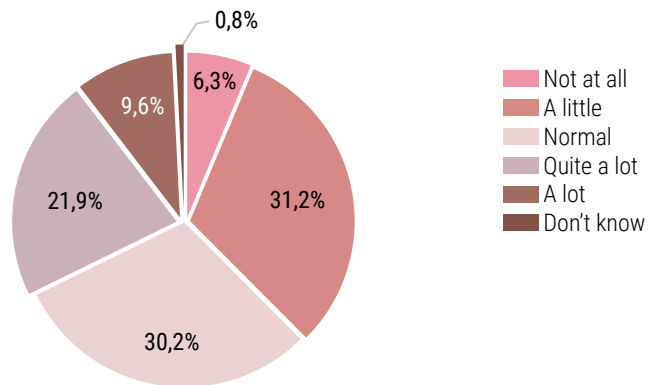
1/CONEIXEMENT

2/USE

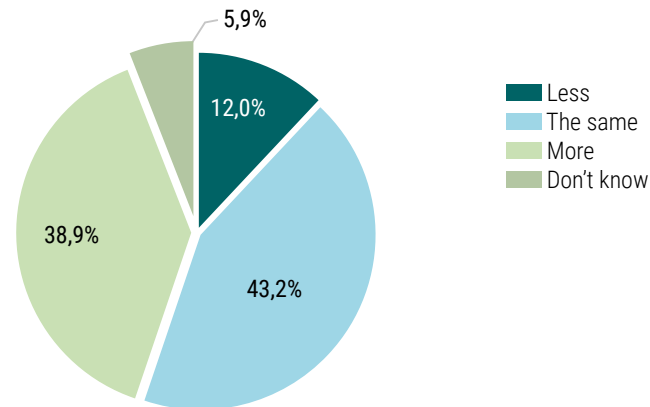
3/FUTURE PROSPECTS



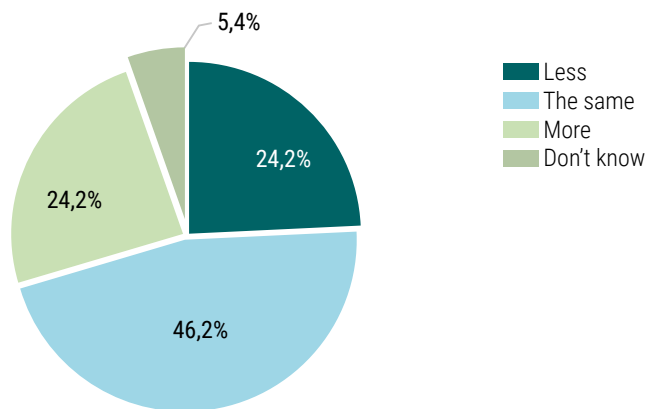
Valencian is currently used...



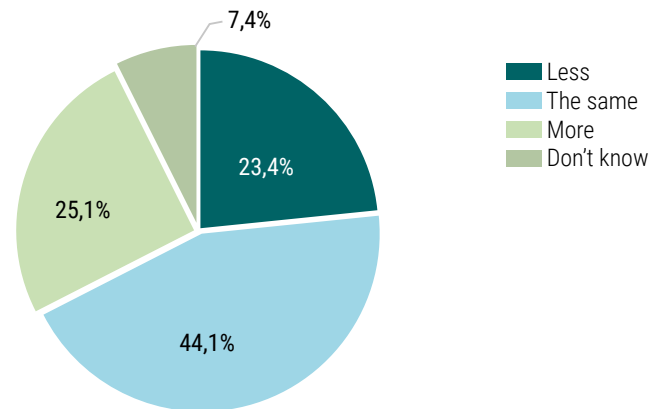
Valencian should be used...



Socially, Valencian is now used more, the same or less than a few years ago...



Believe Valencian will be used in the future...



ASSESSMENT OF THE USE OF VALENCIAN IN VALENCIAN-SPEAKING AND SPANISH-SPEAKING AREAS

Valencian is currently used...

	Valencian-speaking area	Valencian-speaking area
Not at all	4,4	18,1
A little	30,9	33,1
Normal	30,2	30,2
Quite a lot	23,1	14,5
A lot	10,7	3,0
Don't know	0,7	1,1

Socially, Valencian is now used more, the same or less than a few years ago...

	Valencian-speaking area	Valencian-speaking area
Less	23,7	27,7
The same	46,1	46,7
More	24,8	20,3
Don't know	5,4	5,3

Valencian should be used...

	Valencian-speaking area	Valencian-speaking area
Less	10,1	23,4
The same	42,4	48,3
More	41,7	21,9
Don't know	5,8	6,4

Believe Valencian will be used in the future...

	Valencian-speaking area	Valencian-speaking area
Less	23,0	25,9
The same	43,8	45,7
More	25,9	20,7
Don't know	7,3	7,7

1/CONEIXEMENT

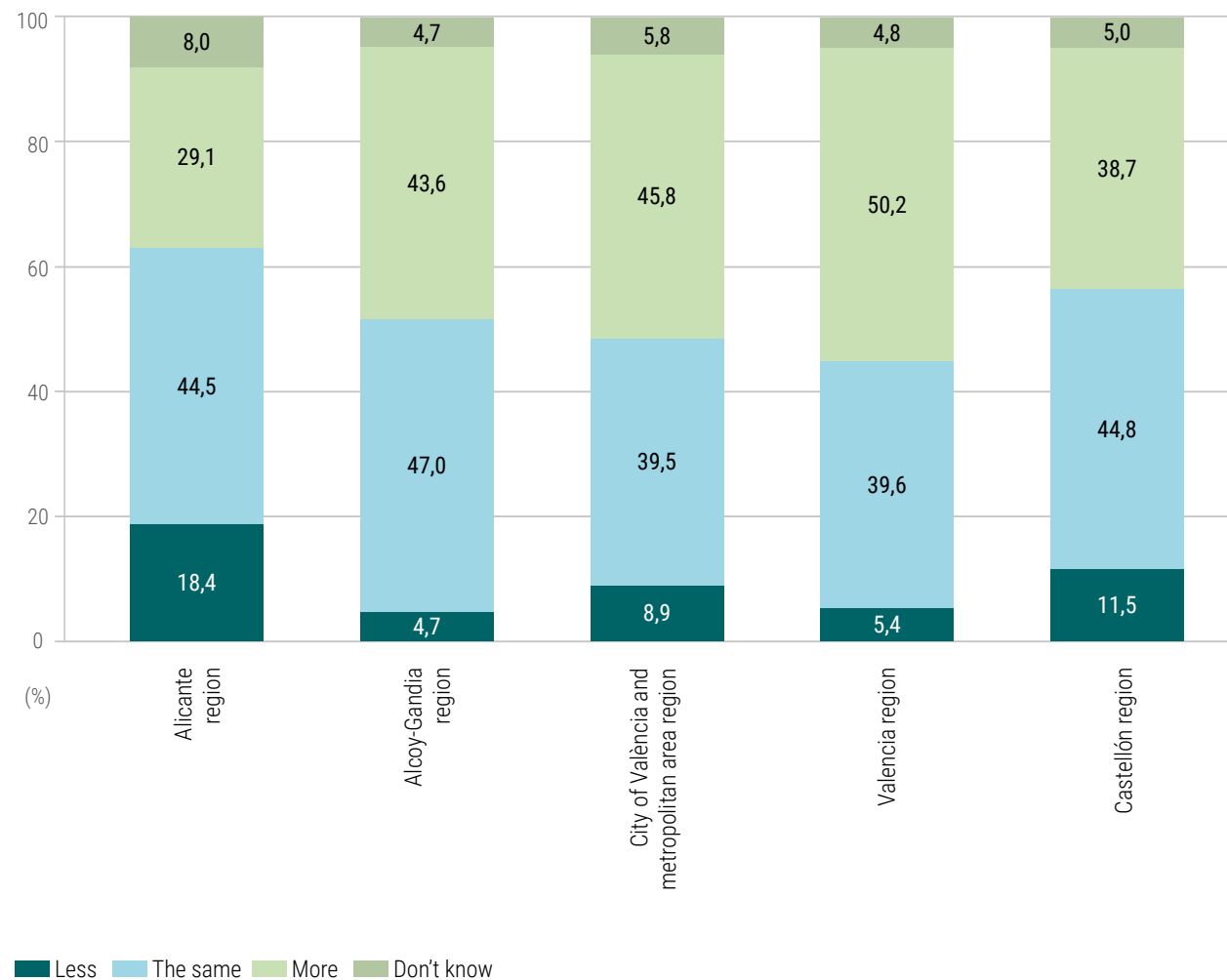
2/USE

3/FUTURE
PROSPECTS



ASSESSMENT OF THE USE OF VALENCIAN IN VALENCIAN SPEAKING REGIONS

Valencian should be used...



KNOWLEDGE OF THE INITIATIVES TO PROMOTE VALENCIAN AND RATING FUTURE PROSPECTS

1/CONEIXEMENT

2/USE

3/FUTURE
PROSPECTS

	% people who know about the initiative	Average rating out of 10	Total number of people who are aware of the initiative
Institutional campaign to promote Valencian in society <i>Sempre teua. La teua llengua</i>	10,4	6,82	745
Passing of the law on multilingualism in the Valencian education system	22,4	6,03	1.610
Broadcasts by the Valencian public service radio station À Punt	43,7	6,92	3.133
Creation of the Oficina de Drets Lingüístics (ODL)	4,6	6,95	327
Exams set by the Junta Qualificadora de Coneixements de Valencià (JQCV)	29,7	6,84	2.132
No knowledge of any	40,5	-	2.906

Opinion on the actions taken by the Generalitat Valenciana to promote knowledge and the use of Valencian

Highly satisfactory	4,1
Satisfactory	33,6
Indifferent	27,6
Unsatisfactory because it is insufficient: because more should be done	11,5
Unsatisfactory because it is excessive: the use of Valencian should not be promoted	6,2
Highly unsatisfactory because it is insufficient	1,8
Highly unsatisfactory because it is excessive	5,6
Don't know	9,6

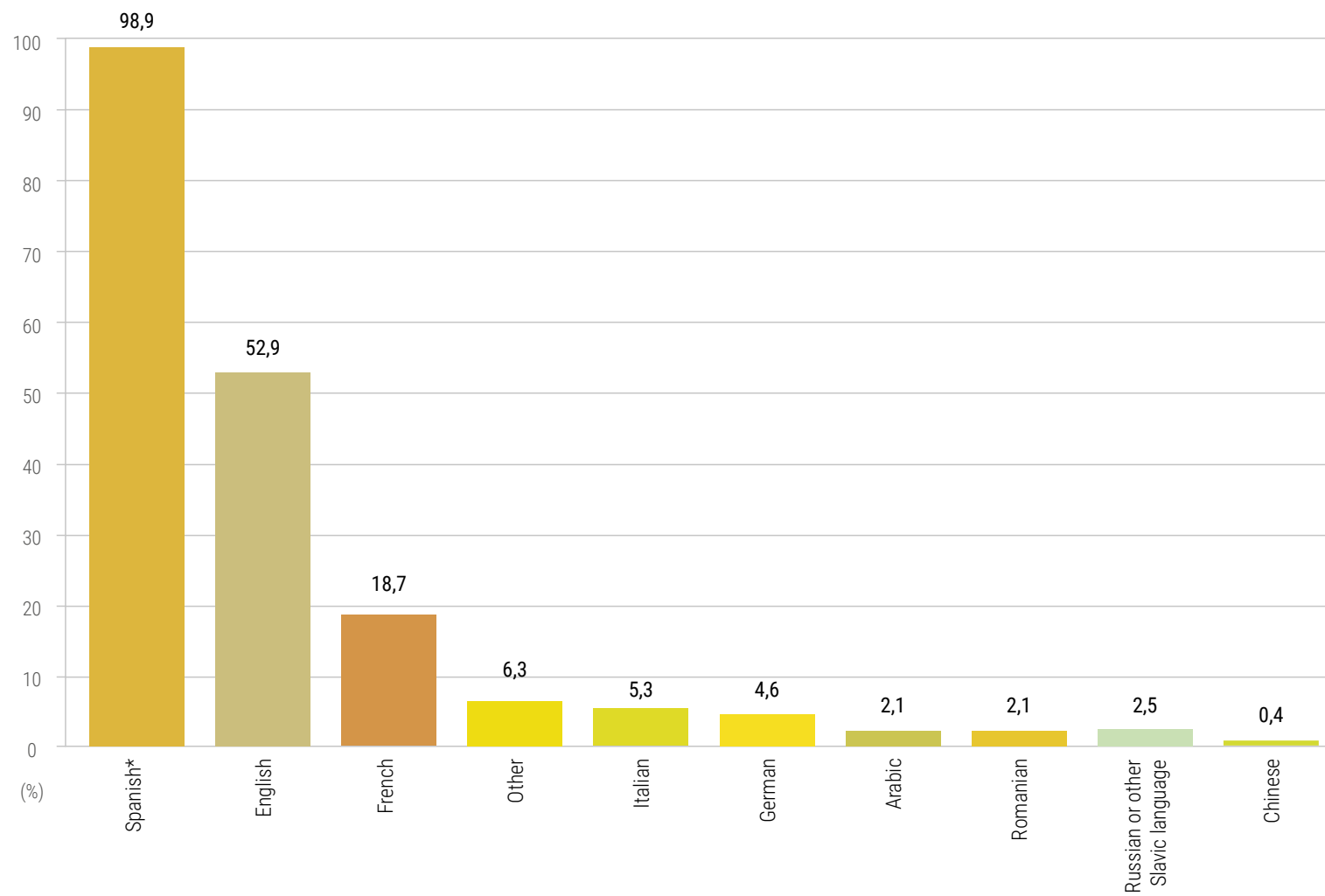
1/CONEIXEMENT

2/USE

3/FUTURE PROSPECTS



WHICH OTHER LANGUAGES ARE KNOWN?



*(Only foreign people with a mother tongue other than Spanish were asked.)

KNOWLEDGE OF OTHER LANGUAGES

1/CONEIXEMENT

2/USE

3/FUTURE
PROSPECTS

	Not at all	A little	Quite well	Perfectly	Don't know
Anglés [n=3.797]					
Understanding	0,4	35,9	43,8	19,8	0,1
Speaking	4,1	43,7	35,7	16,4	0,1
Reading	3,1	32,7	42,9	21,2	0,1
Writing	5,9	38,0	39,3	16,7	0,1
French [n=1.338]					
Understanding	0,6	42,4	38,8	18,2	-
Speaking	7,1	49,6	27,6	15,7	-
Reading	5,7	40,3	35,8	18,2	-
Writing	14,1	45,8	25,9	14,2	-
Italian [n=381]					
Understanding	1,6	31,2	45,0	21,7	0,5
Speaking	7,6	45,3	30,7	16,0	0,4
Reading	7,3	35,9	39,5	16,9	0,4
Writing	22,0	38,7	25,0	13,9	0,4
German [n=326]					
Understanding	0,6	38,4	33,5	27,3	0,2
Speaking	4,5	39,9	30,8	24,6	0,2
Reading	8,8	36,0	29,0	26,0	0,2
Writing	11,5	36,7	26,7	24,9	0,2
Russian or other Slavic language [n=179]					
Understanding	0,0	13,1	18,7	68,2	-
Speaking	0,3	19,0	14,6	66,1	-
Reading	7,2	14,8	14,6	63,9	-
Writing	14,1	15,7	8,8	61,4	-

>

KNOWLEDGE OF OTHER LANGUAGES

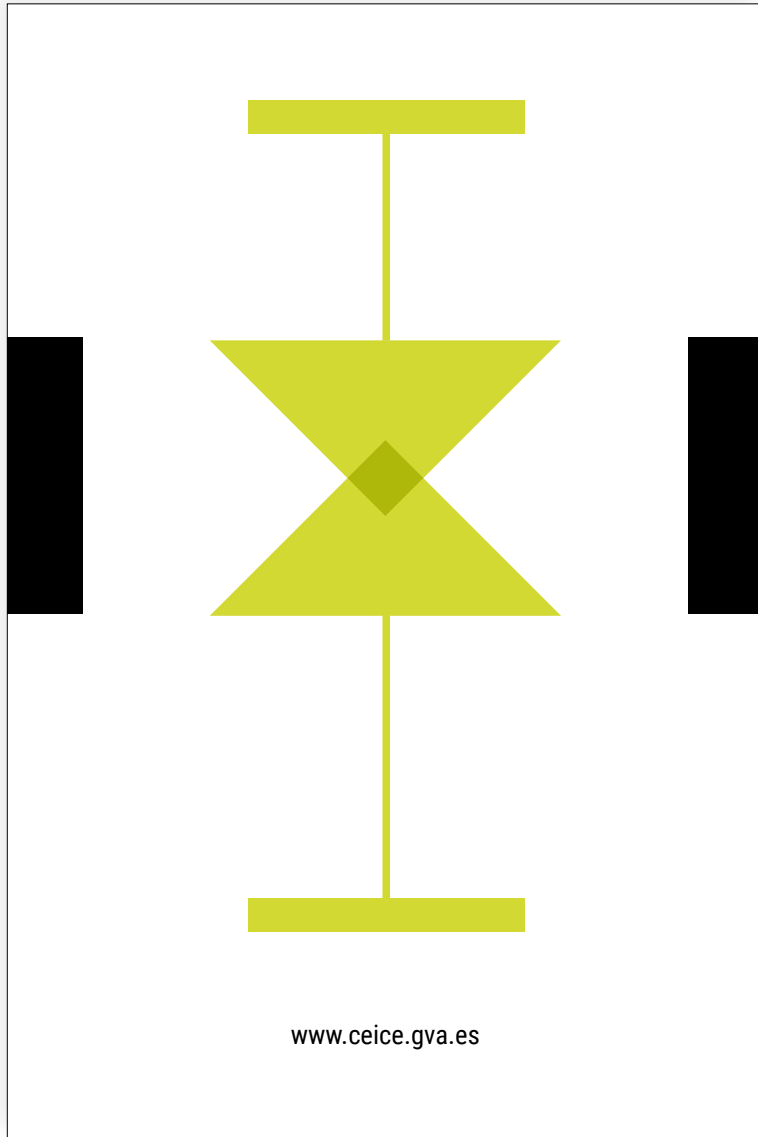
1/CONEIXEMENT

2/USE

3/FUTURE
PROSPECTS

	Not at all	A little	Quite well	Perfectly	Don't know
Romanian [n=152]					
Understanding	0,0	4,6	11,5	83,9	-
Speaking	0,3	9,0	9,0	81,7	-
Reading	2,1	9,4	7,6	80,9	-
Writing	3,2	10,4	10,6	75,8	-
Arabic [n=150]					
Understanding	-	9,8	9,4	80,8	-
Speaking	0,6	10,8	12,6	76,0	-
Reading	3,8	17,7	11,1	67,4	-
Writing	8,1	14,8	11,8	65,3	-
Chinese [n=27]					
Understanding	-	23,4	40,3	36,3	-
Speaking	-	27,9	38,7	33,4	-
Reading	15,9	22,8	36,9	24,4	-
Writing	12,9	30,7	32,0	24,4	-
Spanish* [n=454]					
Understanding	0,4	20,1	34,8	44,7	-
Speaking	1,6	25,3	37,0	35,9	0,2
Reading	0,7	27,7	34,9	36,5	0,2
Writing	5,5	31,0	31,2	32,1	0,2
Other languages [n=408]					
Understanding	0,1	17,0	18,8	64,1	-
Speaking	6,3	15,7	17,9	60,1	-
Reading	6,1	17,3	18,3	58,1	0,2
Writing	12,8	16,0	16,1	54,8	0,3

*(Only foreign people with a mother tongue other than Spanish were asked.)



www.ceice.gva.es